

# Comprehensive Annual Financial Report July 1, 2019 – June 30, 2020



Lowndes County  
Board of Commissioners



THIS PAGE INTENTIONALLY LEFT BLANK  
(This report is formatted for duplex printing.)

# COMPREHENSIVE ANNUAL FINANCIAL REPORT

LOWNDES COUNTY, GEORGIA

For the Fiscal Year  
July 1, 2019 - June 30, 2020



FINANCE DEPARTMENT  
Stephanie Black, Finance Director

**LOWNDES COUNTY, GEORGIA**  
**TABLE OF CONTENTS**  
**For the Year Ending June 30, 2020**

---

---

**INTRODUCTORY SECTION**

Transmittal Letter	1-5
GFOA Certificate of Achievement	6
General Government Organization Chart	7
County Officials	8

**FINANCIAL SECTION**

Independent Auditor's Report	9-11
Management's Discussion and Analysis	12-22

**BASIC FINANCIAL STATEMENTS**

**Government-Wide Financial Statements:**

Statement of Net Position	23-26
Statement of Activities	27-28

**Governmental Fund Financial Statements:**

Balance Sheet – Governmental Funds	29-30
Reconciliation of Total Governmental Fund Balances to Net Position Of Governmental Activities	31
Statement of Revenues, Expenditures and Changes in Fund Balance Of Governmental Funds	32
Reconciliation of the Statement of Revenues, Expenditures and Changes In Fund Balances of Governmental Funds to the Statement of Activities	33

**Proprietary Fund Financial Statements:**

Statement of Net Position	34-35
Statement of Revenue, Expenses and Changes in Fund Net Position	36
Statement of Cash Flows	37-38

**Agency Fund Financial Statements:**

Statement of Fiduciary Assets and Liabilities	39
-----------------------------------------------	----

<b>Notes to the Financial Statements</b>	40-73
------------------------------------------	-------

**LOWNDES COUNTY, GEORGIA**  
**TABLE OF CONTENTS**  
**For the Year Ending June 30, 2020**

**REQUIRED SUPPLEMENTAL INFORMATION**

Schedules of Revenues, Expenditures and Changes in Fund Balances – Budget and Actual – Major Funds:	
General Fund	74-76
Notes to Budgetary Comparison Schedules	77
Schedule of Changes in the Net Pension Liability and Related Ratios	78
Schedule of County Contributions - Pension Plan	79-80
Notes to the Required Supplemental Information - Pension Plan	81
Schedule of Changes in Total OPEB Liability and Related Ratios	82
Notes to the Required Supplemental Information - OPEB	83-85

**COMBINING AND INDIVIDUAL FUND SCHEDULES**

Major Funds:	
Capital Projects Special Sales Tax VII	86
Capital Projects Special Sales Tax VIII	87
Nonmajor Funds:	
Combining Balance Sheet – All Nonmajor Governmental Funds	88
Combining Schedule of Revenues, Expenditures and Changes in Fund Balances – All Nonmajor Governmental Funds	89
Combining Balance Sheet – Nonmajor Governmental Funds –Special Revenue Funds	90-91
Combining Schedule of Revenues, Expenditures and Changes in Fund Balances – Nonmajor Governmental Funds – Special Revenue Funds	92-93
Combining Balance Sheet – Nonmajor Governmental Funds –Capital Projects Funds	94
Combining Schedule of Revenues, Expenditures and Changes in Fund Balances – Nonmajor Governmental Funds – Capital Projects Funds	95
Schedules of Revenues, Expenditures and Changes in Fund Balance – Budget and Actual – Nonmajor Governmental Funds:	
Special Services Fund	96
Commissary Fund	97
Seizures Special Revenue	98
Hotel/Motel Tax Fund	99
Intergovernmental Grants	100
Jail Operations	101
Drug Abuse Treatment	102
911 Emergency Telephone	103
Victim Assistance	104
Law Library	105

**LOWNDES COUNTY, GEORGIA**  
**TABLE OF CONTENTS**  
**For the Year Ending June 30, 2020**

---

---

**COMBINING AND INDIVIDUAL FUND SCHEDULES - Continued**

Schedules of Revenues, Expenditures and Changes in Fund Balance – Budget  
and Actual – Nonmajor Governmental Funds - Continued:

Capital Projects Sales Tax VI	106
Capital Projects T-SPLOST Fund	107
Capital Projects Public Roads Fund	108

Other Enterprise Funds

Combining Statements of Net Position	109
Combining Statements of Revenue, Expenses and Changes in Net Position	110
Combining Statements of Cash Flows	111-112

Internal Service Funds:

Combining Statements of Net Position	113
Combining Statements of Revenue, Expenses and Changes in Net Position	114
Combining Statements of Cash Flows	115-116

Fiduciary Funds:

Combining Statements of Assets and Liabilities – Agency Funds	117
Combining Statements of Changes in Assets and Liabilities – Agency Funds	118-119

**STATISTICAL SECTION**  
**(Unaudited)**

Net Position by Component	120-121
Changes in Net Position	122-125
Fund Balances, Governmental Funds	126-127
Changes in Fund Balances, Governmental Funds	128-129
Tax Revenues by Source, Governmental Funds	130
Assessed Value and Actual Value of Taxable Property	131-132
Direct and Overlapping Property Tax Rates	133
Principle Property Tax Payers	134
Property Tax Levies and Collections	135

**LOWNDES COUNTY, GEORGIA**  
**TABLE OF CONTENTS**  
**For the Year Ending June 30, 2020**

---

---

**STATISTICAL SECTION**  
**(Unaudited)**

Ratios of Outstanding Debt By Type	136
Direct and Overlapping Governmental Activities Debt	137
Legal Debt Margin Information	138-139
Pledged-Revenue Coverage	140
Demographic and Economic Statistics	141
Principle Employers	142
Full-time Equivalent County Government Employees by Function/Program	143-144
Operating Indicators by Function/Program	145
Capital Assets Statistics by Function/Program	146

**SPECIAL REPORTS SECTION**

Schedules of Projects Constructed With Special Sales Tax Proceeds	147-148
Community Development Block Grant Schedules	149-150
Schedule of State Contractual Assistance	151
Schedule of Expenditures of Federal Awards	152-153
Notes to the Schedule of Expenditures of Federal Awards	154
Independent Auditor's Report on Internal Control Over Financial Reporting and on Compliance and Other Matters Based on an Audit of Financial Statements Performed in Accordance with <i>Government Auditing Standards</i>	155-156
Independent Auditor's Report on Compliance for each Major Program and Report on Internal Control over Compliance Required by the Uniform Guidance	157-158
Schedule of Findings and Questioned Costs	159
Certificate of 9-1-1 Expenditures	160-162

---

---

## **INTRODUCTORY SECTION**

---

---



## **Lowndes County Finance Department**

Stephanie Black  
Finance Director

---

300 North Patterson Street • Valdosta, Georgia 31601 • Phone (229) 671-2525 • Fax (229) 671-2596

March 12, 2021

The Honorable Bill Slaughter, Chairman  
Members of the Lowndes County Board of Commissioners  
And Citizens of Lowndes County

The Comprehensive Annual Financial Report of Lowndes County, Georgia (the “County”) for the fiscal year ended June 30, 2020, is submitted herewith. Responsibility for both the accuracy of the data and the completeness and fairness of presentation, including all disclosures rests with the County. We believe the data presented is accurate in all material respects and that it is presented in a manner designed to fairly set forth the financial position and results of operations of the County as measured by the financial activity of its various funds. All disclosures necessary to enable interested citizens to gain a reasonable understanding of the County’s financial activities have been included.

This report consists of management’s representations concerning the finances of the County. Consequently, management assumes full responsibility for the completeness and reliability of all of the information presented in this report. To provide a reasonable basis for making these representations, management of the County has established a comprehensive, internal control framework that is designed both to protect the County’s assets from loss, theft or misuse, and to compile sufficient, reliable information for the preparation of the County’s financial statements in conformity with GAAP. Because the costs of internal controls should *not* outweigh their benefits, the County’s comprehensive framework of internal controls has been designed to provide reasonable, rather than absolute, assurance that the financial statements will be free from material misstatement. As management, we assert that, to the best of our knowledge and belief, this financial report is complete and reliable in all material respects. All disclosures necessary to enable interested citizens to gain a reasonable understanding of the County’s financial activities have been included.

The County’s financial statements have been audited by Henderson & Godbee, LLP, a firm of licensed certified public accountants. The goal of the independent audit was to provide reasonable assurance that the financial statements of Lowndes County for the fiscal year ended June 30, 2020, are free of material misstatement. The independent audit involved examining, on a test basis, evidence supporting the amounts and disclosures in the financial statements; assessing the accounting principles used and significant estimates made by management; and evaluating the overall financial statement presentation. The independent auditor concluded, based upon the audit, that there was a reasonable basis for rendering an unmodified opinion that the County’s financial statements for the fiscal year ended June 30, 2020, are fairly presented in conformity with generally accepted accounting principles. The independent auditor’s report is presented as the first component of the financial section of this report.

Governmental accounting standards require that management provide a narrative introduction, overview, and analysis to accompany the basic financial statements in the form of Management’s Discussion and Analysis (MD&A). This letter of transmittal is designed to complement MD&A and should be read in conjunction with it. The County’s MD&A can be found immediately following the report of the independent auditors.

## REPORTING ENTITY

---

---

Lowndes County was originally established as a Georgia county on December 23, 1825 by an Act of the General Assembly of Georgia. The Board is comprised of one chairman, elected county wide, and five commissioners each elected from a separate commission district serving four-year staggered terms. Daily operations are directed by a County Manager who is appointed by and responsible to the Board of Commissioners. The County provides services to approximately 115,489 residents living in a 510.7 square mile area. Services provided include judicial services including the Superior, State, Magistrate, Probate and Juvenile Courts and the District Attorney and the Public Defender. The County provides public safety including the Sheriff’s office, 911 emergency communications, animal control, emergency medical services and fire protection. Public works services include road maintenance and construction and building maintenance. The County provides health and welfare services through the public health department, the Department of Family and Children Services and mental health services through Behavioral Health Services of South Georgia. Culture and recreation are funded and provided through a separate millage for the Valdosta-Lowndes County Parks and Recreation Authority and appropriated funds to the South Georgia Regional Library and the Valdosta-Lowndes County Arts Commission. Economic development is supported through a separate millage for the Valdosta-Lowndes County Development Authority and appropriations to the Moody Support Group.

The incorporated areas of Lowndes County consist of five municipalities which are the cities of Dasher, Hahira, Lake Park, Remerton and Valdosta. Each city is governed by a mayor and city council.

The financial statements contained herein include all the activities and functions of Lowndes County that are under the jurisdiction of the Board of Commissioners, as set forth in state and local law. Additionally, three component units are included in these financial statements because of their operational and financial relationships to the County. The Lowndes County Board of Health provides numerous health services to all county residents. The Valdosta-Lowndes County Development Authority provides assistance to new and present business to operate and expand business in Lowndes County. The Valdosta-Lowndes County Parks and Recreation Authority provides recreation services to all county residents.



## NATURAL FEATURES AND LAND USE

---

---

Lowndes County is located on the Florida border with a major interstate highway system (I-75) that is utilized by many tourists to visit Florida's vacation attractions from across the United States and Canada. The County also has a major state highway that provides commerce and tourism the ability to reach the Georgia coast.

The County has experienced slow steady growth in residential and commercial development in the last 10 years which included the economic recession. The real and personal property tax digest has grown an average of .84% over those years. Through planning and zoning the County attempts to maintain a balanced use of land and provide defined areas for residential growth and development as well as areas for commercial and industrial growth. At the same time the County is also expanding recreational land use through the development of new parks. The County is also protective of land use within the areas close to Moody Air Force Base to prevent encroachment that would hamper the mission of the base.

## POPULATION

---

---

The County population has grown 8.49% in the last ten years. The growth has been driven in part by the expansion of missions at Moody Air Force Base, growth at the local state University, growth in industrial and commercial job opportunities. New housing developments are keeping pace with this growth and the County continues to expand roads and water and sewer systems to keep the infrastructure at the levels needed to meet the demands of growth.

## ECONOMIC CONDITION AND OUTLOOK

---

---

Lowndes County provides many state-mandated and other services that are the economic back bone for the local economy. Like many counties, Lowndes County is providing new services, which in the past were considered municipal services, to the fastest growing sections of the county in the unincorporated areas.

To assure that the financial strength of Lowndes County is maintained, the financial policies of the County require that the County maintain 120 days of operating expenditures as a fund balance reserve. This policy has been instrumental in achieving excellent ratings from the bond rating agencies.

In July 2019, Lowndes County received an Aa2 rating from Moody's Investors Service. These ratings provided by these independent services demonstrate the conservative and sound fiscal policies that Lowndes County has developed as a management philosophy.

The County has averaged 4.8% unemployment rate the last five years compared to a State average of 4.8%. County population has grown 8.49% since the 2010 census which showed a population of 109,233. County local option sales tax collections was up by 5.36% over the prior year. The gross tax digest decreased at a rate of 1.88% over the prior year.

New industry growth as well as growth of existing industries continues to be steady. Construction is increasing especially for new homes near Moody Air Force Base and student housing for Valdosta State University students.

## MAJOR INITIATIVES

---

---

For the Year:

The County's short-goals for this fiscal year were:

- Study feasibility of a County inspections department.
- Improve the County's animal welfare ordinance.
- Conduct a community water system risk analysis.
- Upgrade the Bemiss fire station facility for an addition of EMS services.

For the Future:

The County's long-term goals include:

- Research the benefits and feasibility of expanding the court system's drug and mental health court.
- Continue efforts to provide for the support of Moody Air Force Base.
- Determine the need for a road dressing crew.
- Determine the best ways to address litter control and clean-up activities.
- Determine the direction for rewriting the ULDC ordinance and updating map.
- Plan for upgrade of all water meters to radio-read.

The County will continue to budget conservatively as it has in the past and will provide the vital services to County residence as economically and efficiently as possible.

Capital improvements that are important to the delivery of services or assist with economic development will be provided as needed. The current approved SPLOST will provide many of the capital improvements required for delivery of services including public safety and public works vehicles and equipment.

## RELEVANT FINANCIAL POLICIES

---

---

The management of Lowndes County has established a comprehensive internal control system that is designed both to protect the county's assets from theft, loss, or misuse and to compile sufficient reliable information for the preparation of the County's financial statements in conformity with generally accepted accounting standards. Because cost of internal controls should not outweigh their benefits, the County's comprehensive framework of internal controls has been designed to provide reasonable rather than absolute assurance of the safeguarding of assets and the proper recording of financial transactions.

An annual budget is adopted (as required by law) by the County for the general, special revenue and capital projects funds prior to July 1. The level of control (the level at which expenditures may not legally exceed appropriations) for each legally adopted annual budget is the department level.

## AWARDS AND ACKNOWLEDGEMENTS

---

---

The Government Finance Officers Association of the United States and Canada (GFOA) awarded a Certificate of Achievement for Excellence in Financial Reporting again to the Lowndes County Board of Commissioners for its comprehensive annual financial report for the fiscal year ended June 30, 2020. In order to be awarded a certificate of Achievement, a government must publish an easily readable and efficiently organized comprehensive annual financial report. This report must satisfy both generally accepted accounting principles and applicable legible requirements.

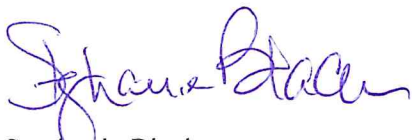
The County was also awarded the Distinguished Budget Presentation Award for the fiscal year ending June 30, 2020. In order to qualify for the Distinguished Budget Presentation Award, the government's budget document was judged to be proficient in several categories, including as a policy document, as an operation guide, as a financial plan and as a communication device.

A Certificate of Achievement is valid for a period of one year only. We believe that our current Comprehensive Annual Financial Report continues to meet the Certificate of Achievement Program's requirements and we are submitting it to the GFOA to determine its eligibility for another certificate. The Distinguished Budget Presentation Award is also valid for a period of one year and we believe our 2020 fiscal year budget document continues to conform to the requirements of the award.

Appreciation is expressed to all members of the Finance Department staff and to our financial consulting firm, Tillman Governmental and Nonprofit Consulting, Inc. for their contribution toward preparation of the CAFR as well as the direction and support of the County Manager's Office.

We also wish to acknowledge the leadership on the Board of Commissioners in its guidance of the financial affairs of the County.

Respectfully,



Stephanie Black



Government Finance Officers Association

Certificate of  
Achievement  
for Excellence  
in Financial  
Reporting

Presented to

**Lowndes County  
Georgia**

For its Comprehensive Annual  
Financial Report  
For the Fiscal Year Ended

June 30, 2019

*Christopher P. Morrill*

Executive Director/CEO

# Organizational Structure



Lowndes County, Georgia  
Principle Officials



Joyce E. Evans  
Commissioner District 1



Bill Slaughter  
Chairman



Scott Orenstein  
Commissioner District 2



Mark Wisenbaker  
Commissioner District 3



Demarcus Marshall  
Commissioner District 4



Clay Griner  
Commissioner District 5

County Manager  
Joe Pritchard

County Attorney  
Walter G. Elliott

Elected Officials

Tax Commissioner  
Clerk of Court  
Sheriff  
Superior Court Judge  
State Court Judge  
Magistrate Court Judge  
Probate Judge

Rodney V. Cain  
Beth Greene  
Ashley Paulk  
Harry Jay Altman II  
John Kent Edwards  
Joni Parker  
Detria Carter Powell

---

---

## **FINANCIAL SECTION**

---

---



# Henderson & Godbee, LLP

Certified Public Accountants and Business Consultants

Members of American Institute of Certified Public Accountants • Georgia Society of Certified Public Accountants

---

## INDEPENDENT AUDITOR'S REPORT

To the Board of Commissioners  
Lowndes County, Georgia

### Report on the Financial Statements

We have audited the accompanying financial statements of the governmental activities, the business-type activities, each major fund, the aggregate discretely presented component units and the aggregate remaining fund information of the Lowndes County, Georgia, as of and for the year ended June 30, 2020, and the related notes to the financial statements, which collectively comprise the Lowndes County, Georgia's basic financial statements as listed in the table of contents.

#### *Management's Responsibility for the Financial Statements*

Management is responsible for the preparation and fair presentation of these financial statements in accordance with accounting principles generally accepted in the United States of America; this includes the design, implementation, and maintenance of internal control relevant to the preparation and fair presentation of financial statements that are free from material misstatement, whether due to fraud or error.

#### *Auditor's Responsibility*

Our responsibility is to express opinions on these financial statements based on our audit. We did not audit the financial statements of the Lowndes County Board of Health and the Valdosta-Lowndes County Parks and Recreation Authority which represents 35.57% and 87.53% of the total assets and revenues of Lowndes County, Georgia's component units as of and for the year ended June 30, 2020. Those financial statements were audited by other auditors whose reports have been furnished to us, and our opinion, insofar as it relates to the amounts included for the Lowndes County Board of Health and the Valdosta-Lowndes County Parks and Recreation Authority, is based on the reports of the other auditors. We conducted our audit in accordance with auditing standards generally accepted in the United States of America and the standards applicable to financial audits contained in *Government Auditing Standards*, issued by the Comptroller General of the United States. Those standards require that we plan and perform the audit to obtain reasonable assurance about whether the financial statements are free from material misstatement.

An audit involves performing procedures to obtain audit evidence about the amounts and disclosures in the financial statements. The procedures selected depend on the auditor's judgment, including the assessment of the risks of material misstatement of the financial statements, whether due to fraud or error. In making those risk assessments, the auditor considers internal control relevant to the entity's preparation and fair presentation of the financial statements in order to design audit procedures that are appropriate in the circumstances, but not for the purpose of expressing an opinion on the effectiveness of the entity's internal control. Accordingly, we express no such opinion. An audit also includes evaluating the appropriateness of accounting policies used and the reasonableness of significant accounting estimates made by management, as well as evaluating the overall presentation of the financial statements.

---

3488 North Valdosta Road  
Valdosta, GA 31602

Phone: (229) 245-6040  
Fax: (229) 245-1669

P.O. Box 2241  
Valdosta, GA 31604-2241

We believe that the audit evidence we have obtained is sufficient and appropriate to provide a basis for our audit opinions.

### ***Opinions***

In our opinion, based on our audits and the reports of other auditors, the financial statements referred to above present fairly, in all material respects, the respective financial position of the governmental activities, the business-type activities, each major fund, the aggregate discretely presented component units, and the aggregate remaining fund information of Lowndes County, Georgia, as of June 30, 2020, and the respective changes in financial position, and, where applicable, cash flows thereof for the year then ended in accordance with accounting principles generally accepted in the United States of America.

### ***Other Matters***

#### *Required Supplementary Information*

Accounting principles generally accepted in the United States of America require that the Management's Discussion and Analysis (on pages 12 through 22), budgetary comparison information (on pages 74 through 77), and the schedules of historical pension and OPEB information and the related notes (on pages 78 through 85) be presented to supplement the basic financial statements. Such information, although not a part of the basic financial statements, is required by the Governmental Accounting Standards Board, who considers it to be an essential part of financial reporting for placing the basic financial statements in an appropriate operational, economic, or historical context. We have applied certain limited procedures to the required supplementary information in accordance with auditing standards generally accepted in the United States of America, which consisted of inquiries of management about the methods of preparing the information and comparing the information for consistency with management's responses to our inquiries, the basic financial statements, and other knowledge we obtained during our audit of the basic financial statements. We do not express an opinion or provide any assurance on the information because the limited procedures do not provide us with sufficient evidence to express an opinion or provide any assurance.

#### *Other Information*

Our audit was conducted for the purpose of forming opinions on the financial statements that collectively comprise the Lowndes County, Georgia, Georgia's basic financial statements. The introductory section, combining and individual nonmajor fund financial statements and schedules, statistical section, the schedule of state contractual assistance, Community Development Block Grant schedules, and the certificate of 9-1-1 expenditures are presented for purposes of additional analysis and are not a required part of the basic financial statements. The schedule of expenditures of special purpose local option sales tax proceeds is presented for purposes of additional analysis as required by the Official Code of Georgia 48-8-121, and are also not a required part of the basic financial statements. The schedule of expenditures of federal awards is presented for purposes of additional analysis as required by Title 2 U.S. *Code of Federal Regulations* Part 200, *Uniform Administrative Requirements, Cost Principles, and Audit Requirements for Federal Awards* (Uniform Guidance), and is also not a required part of the basic financial statements.

The combining and individual non-major fund financial statements and schedules, the schedule of expenditures of special purpose local option sales tax proceeds, schedule of state contractual assistance, Community Development Block Grant schedules, the certificate of 9-1-1 expenditures, and the schedule of expenditures of federal awards are the responsibility of management and were derived from and relate directly to the underlying accounting and other records used to prepare the basic financial statements. Such information has been subjected to the auditing procedures applied in the audit of the basic financial statements and certain additional procedures, including comparing and reconciling such information directly to the underlying accounting and other records used to prepare the basic financial statements or to the basic financial statements themselves, and other additional procedures in accordance with auditing standards generally accepted in the United States of America. In our opinion, the combining and individual

non-major fund financial statements and schedules, the schedule of expenditures of special purpose local option sales tax proceeds, schedule of state contractual assistance, Community Development Block Grant schedules, the certificate of 9-1-1 expenditures, and the schedule of expenditures of federal awards are fairly stated in all material respects in relation to the basic financial statements as a whole.

The introductory and statistical sections have not been subjected to the auditing procedures applied in the audit of the basic financial statements and, accordingly, we do not express an opinion or provide any assurance on them.

**Other Reporting Required by *Government Auditing Standards***

In accordance with *Government Auditing Standards*, we have also issued our report dated March 12, 2021, on our consideration of the Lowndes County, Georgia's internal control over financial reporting and on our tests of its compliance with certain provisions of laws, regulations, contracts, and grant agreements and other matters. The purpose of that report is to describe the scope of our testing of internal control over financial reporting and compliance and the results of that testing, and not to provide an opinion on the effectiveness of the Lowndes County, Georgia's internal control over financial reporting or on compliance. That report is an integral part of an audit performed in accordance with *Government Auditing Standards* in considering the Lowndes County, Georgia's internal control over financial reporting and compliance.



Henderson & Godbee, LLP  
Certified Public Accountants  
Valdosta, Georgia

March 12, 2021

---

---

**MANAGEMENT DISCUSSION AND ANALYSIS**

---

---

LOWNDES COUNTY, GEORGIA  
Management's Discussion and Analysis  
Required Supplemental Information  
For the Year Ended June 30, 2020

As Management of Lowndes County, Georgia, we offer readers of the County's basic financial statements this narrative overview and analysis of the financial activities of the County for the year ending June 30, 2020. This discussion is intended to: 1) assist the reader in understanding significant financial issues; 2) provide an overview of the County's financial activities; 3) identify changes in the County's financial position; and 4) identify individual fund issues or concerns. We encourage our readers to consider the information presented within this Management's discussion and analysis in conjunction with the basic financial statements.

### **Financial Highlights**

Key financial highlights for FY20 are as follows:

The County's total net position increased by \$8,867,262.

At the end of the current year, the County's governmental funds reported an ending fund balance of \$42,157,139, an increase of \$6,059,164 from the prior year fund balance. The total unassigned governmental fund balance is a positive amount of \$9,420,184. This increase was due to a change in state legislation that increased the amount of motor vehicle taxes received by local governments.

At the end of the current year, unassigned fund balance for the General Fund was \$9,420,184 which represents 16.46% of total General Fund expenditures.

Net position for business-type activities increased from a balance of \$45,230,893 to \$49,327,350 an increase of \$4,096,457.

### **Overview of the Financial Statements**

This annual report consists of a series of financial statements. These statements are organized so the reader can understand the County as a financial whole or as an entire operating entity. The statements also provide a detailed look at specific financial conditions.

The County's basic financial statements are comprised of three components: County-wide financial statements, fund financial statements, and notes to the financial statements. This report also contains other supplementary information in addition to the basic financial statements themselves.

### **Government-Wide Financial Statements**

The Government-wide financial statements are designed to provide readers with a broad overview of the County's finances, in a manner similar to a private-sector business reporting. All governmental and business-type activities are combined to arrive at a total for the primary government.

LOWNDES COUNTY, GEORGIA  
Management's Discussion and Analysis  
Required Supplemental Information  
For the Year Ended June 30, 2020

**Statement of Net Position and the Statement of Activities**

The statement of net position presents information on all of the County's assets and liabilities, with the difference between the two reported as net position. The statement of activities presents information showing how the County's net position changed during the current year. These statements are prepared using the accrual basis of accounting similar to the accounting method used by private sector companies. This basis of accounting takes into consideration all of the current year's revenues and expenses, regardless of when the cash is received or paid.

The change in net position is important because it tells the reader whether, for the County as a whole, the financial position of the County has improved or diminished. However, in evaluating the overall position of the County, non-financial information such as changes in the County's tax base and the condition of the County's capital assets will also need to be evaluated.

In the statement of net position and the statement of activities, the County is divided into three kinds of activities:

**Governmental Activities**—Most of the County's programs and services are reported here, including general government, judicial, public safety, public works, health, human services, culture and recreation and housing and development. These services are funded primarily by taxes and intergovernmental revenues, including federal and state grants and other shared revenues.

**Business-Type Activities**—These services are provided on a charge for goods or services basis to recover all or most of the cost of the services provided. The County's Water and Sewer, Landfill, and Special Lighting Districts operations are reported here.

**Component Units**—The County's financial statements include financial data of the Valdosta-Lowndes Development Authority, the Lowndes County Board of Health and the Valdosta-Lowndes County Parks and Recreation Authority. These component units are described in the notes to the financial statements. The component units are separate and may buy; sell, lease, and mortgage property in their own name and can sue or be sued in their own name. Each of these entities issue separate annual audit reports.

**Fund Financial Statements**

A fund is a grouping of related accounts that is used to maintain control over resources that have been segregated for specific activities or objects. The County, like other state and local governments, uses fund accounting to ensure and demonstrate compliance with finance-related legal requirements. All of the funds of the County can be divided into three categories: governmental funds, proprietary funds, and fiduciary funds. Fund financial statements provide detailed information about the County's major funds. Based on the restriction on the use of moneys, the County has established many funds that account for the multitude of services provided to our residents. The County's major governmental funds are the General Fund and the Capital Projects Special Purpose Sales Tax VII and VIII Funds.

LOWNDES COUNTY, GEORGIA  
Management's Discussion and Analysis  
Required Supplemental Information  
For the Year Ended June 30, 2020

*Governmental Funds*—Governmental funds are used to account for essentially the same functions reported as governmental activities on the government-wide financial statements. Most of the County's basic services are reported in these funds that focus on how money flows into and out of the funds and the year end balances available for spending. These funds are reported on the modified accrual basis of accounting that measures cash and all other financial assets that can be readily converted to cash. The governmental fund statements provide a detailed short-term view of the County's general government operations and the basic services being provided, along with the financial resources available.

Because the focus of the governmental funds is narrower than that of the government-wide financial statements, it is useful to compare the information presented for governmental funds with similar information presented for governmental activities on the government-wide financial statements.

By doing so, readers may better understand the long-term effect of the government's short-term financing decisions. Both the governmental fund balance sheet and the governmental fund statement of revenues, expenditures, and changes in fund balances provide a reconciliation to facilitate this comparison between governmental funds and governmental activities.

The County maintains a multitude of individual governmental funds. Information is presented separately on the governmental fund balance sheet and on the governmental fund statement of revenues, expenditures, and changes in fund balances for the major funds, which were identified earlier. Data from the other governmental funds are combined into a single, aggregated presentation. Individual fund data for each of these non-major governmental funds is provided in the form of combining statements elsewhere in this report.

*Proprietary Funds*—Enterprise funds are used to report the same functions presented as business-type activities on the government-wide financial statements. The County uses enterprise funds to account for the Water and Sewer, Landfill, and Special Tax Lighting District services. Internal Service funds are used to account for the financing of goods or services provided by one department to other departments of the County on a cost-reimbursement basis. The County used internal service funds to account for Equipment Operations, Health Insurance, Workers' Compensation and Fleet Management.

*Fiduciary Funds*—Fiduciary funds are used to account for resources held for the benefit of parties outside the County. Fiduciary funds are not reflected on the government-wide financial statements because the resources from those funds are not available to support the County's programs. The accounting method used for fiduciary funds is much like that used for the proprietary funds.

*Notes to the Financial Statements*—The notes provide additional information that is essential to a full understanding of the data provided on the government-wide and fund financial statements.

*Other Information*—In addition to the basic financial statements and accompanying notes, this report also presents combining and individual fund statements and schedules.

LOWNDES COUNTY, GEORGIA  
Management's Discussion and Analysis  
Required Supplemental Information  
For the Year Ended June 30, 2020

**Government-Wide Financial Analysis**

The following table reflects the condensed Statement of Net Position:

**Lowndes County's Net Position**  
*(in millions of dollars)*

	<b>Governmental Activities</b>		<b>Business-Type Activities</b>		<b>Total</b>		<b>Total Percentage Change</b>
	<b>Restated</b>		<b>2019</b>	<b>2020</b>	<b>2019</b>	<b>2020</b>	<b>2019-2020</b>
	<b>2019</b>	<b>2020</b>					
<b>Assets</b>							
Current and other assets	\$ 49.15	\$ 54.72	\$ 10.61	\$ 11.72	\$ 59.76	\$ 66.44	11.18%
Capital assets, net	119.01	125.46	45.64	47.59	164.65	173.05	5.10%
<b>Total Assets</b>	<b>168.16</b>	<b>180.18</b>	<b>56.25</b>	<b>59.31</b>	<b>224.41</b>	<b>239.49</b>	<b>6.72%</b>
<b>Deferred Outflows of Resources</b>	<b>13.82</b>	<b>13.58</b>	<b>0.82</b>	<b>0.80</b>	<b>14.64</b>	<b>14.38</b>	<b>0.00%</b>
<b>Liabilities</b>							
Current and other liabilities	92.15	93.01	2.24	1.71	94.39	94.72	0.35%
Long-term liabilities	0.75	0.64	9.20	8.37	9.95	9.01	-9.45%
<b>Total Liabilities</b>	<b>92.90</b>	<b>93.65</b>	<b>11.44</b>	<b>10.08</b>	<b>104.34</b>	<b>103.73</b>	<b>-0.58%</b>
<b>Deferred Inflows of Resources</b>	<b>8.56</b>	<b>14.82</b>	<b>0.40</b>	<b>0.70</b>	<b>8.96</b>	<b>15.52</b>	<b>0.00%</b>
<b>Net Position</b>							
Net investment in capital assets	113.83	121.36	39.95	42.77	153.78	164.13	6.73%
Restricted	13.33	14.63	-	-	13.33	14.63	9.75%
Unrestricted (Restated)	(46.64)	(50.70)	5.28	6.56	(41.36)	(44.14)	-6.72%
<b>Total Net Position</b>	<b>\$ 80.52</b>	<b>\$ 85.29</b>	<b>\$ 45.23</b>	<b>\$ 49.33</b>	<b>\$ 125.75</b>	<b>\$ 134.62</b>	<b>7.05%</b>

As noted earlier, the County's net position, when reviewed over time, may serve as a useful indicator of the County's financial position. In the case of the County, assets and deferred outflows exceeded liabilities and deferred inflows by \$134,620,497. Net position was \$85,293,147 in governmental activities and \$49,327,350 in business-type activities as of June 30, 2020. The largest portion of the County's net position is its investment in capital assets e.g., land and improvements, buildings and building improvements, improvements other than buildings, machinery and equipment, vehicles, and infrastructure) less any related debt used to acquire those assets that is still outstanding. The County uses these capital assets to provide services to citizens; consequently, these assets are not available for future spending. Although the County's investment in its capital assets is reported net of related debt, it should be noted that the resources needed to repay this debt must be provided from other sources since the capital assets themselves cannot be used to liquidate these liabilities. Another 9.79% of net position is restricted for use on capital projects.

LOWNDES COUNTY, GEORGIA  
Management's Discussion and Analysis  
Required Supplemental Information  
For the Year Ended June 30, 2020

An additional portion of the County's net position (1.02%) represents resources that are subject to other restrictions on how they can be used. Unrestricted net position (deficit) represents -33.44% of net position.

The next table shows the changes in net position for the year ending June 30, 2020 and 2019.

**Changes in Lowndes County's Net Position**  
*(in millions of dollars)*

	<u>Governmental Activities</u>		<u>Business-Type Activities</u>		<u>Total</u>		<u>Total Percentage Change</u>
	<u>2019</u>	<u>2020</u>	<u>2019</u>	<u>2020</u>	<u>2019</u>	<u>2020</u>	<u>2019-2020</u>
<b>Revenues</b>							
Program Revenues							
Charges for services	\$ 12.12	\$ 10.58	\$ 8.28	\$10.07	\$ 20.40	\$ 20.65	1.23 %
Operating grants and contributions	3.14	2.33	-	-	3.14	2.33	(25.80) %
Capital grants and contributions	3.30	2.64	-	-	3.30	2.64	(20.00) %
Total Program Revenues	<u>18.56</u>	<u>15.55</u>	<u>8.28</u>	<u>10.07</u>	<u>26.84</u>	<u>25.62</u>	<u>(4.55) %</u>
General Revenues							
Property taxes	37.00	38.48	-	-	37.00	38.48	4.00 %
Alcoholic beverage taxes	0.47	0.50	-	-	0.47	0.50	6.38 %
Occupational taxes	0.62	0.77	-	-	0.62	0.77	24.19 %
Hotel/motel taxes	0.47	0.41	-	-	0.47	0.41	(12.77) %
Franchise taxes	0.15	0.11	-	-	0.15	0.11	(26.67) %
Insurance premium taxes	3.16	3.38	-	-	3.16	3.38	6.96 %
Sales taxes	35.69	40.92	-	-	35.69	40.92	14.65 %
Public utility taxes	1.11	1.15	-	-	1.11	1.15	3.60 %
Miscellaneous	1.64	1.60	-	-	1.64	1.60	(2.44) %
Capital contributions	-	-	2.61	1.87	2.61	1.87	- %
Total General Revenues	<u>80.31</u>	<u>87.32</u>	<u>2.61</u>	<u>1.87</u>	<u>82.92</u>	<u>89.19</u>	<u>7.56 %</u>
<b>Total Revenues</b>	<b><u>98.87</u></b>	<b><u>102.87</u></b>	<b><u>10.89</u></b>	<b><u>11.94</u></b>	<b><u>109.76</u></b>	<b><u>114.81</u></b>	<b><u>4.60 %</u></b>

LOWNDES COUNTY, GEORGIA  
Management's Discussion and Analysis  
Required Supplemental Information  
For the Year Ended June 30, 2020

**Changes in Lowndes County's Net Position**  
*(in millions of dollars)*

	<b>Governmental Activities</b>		<b>Business-Type Activities</b>		<b>Total</b>		<b>Total Percentage Change</b>
	<b>Restated</b>		<b>2019</b>	<b>2020</b>	<b>2019</b>	<b>2020</b>	<b>2019-2020</b>
	<b>2019</b>	<b>2020</b>					
<b>Expenses</b>							
<b>Governmental Activities:</b>							
General Government							
Legislative and executive	\$ 13.98	\$ 15.12	\$ -	\$ -	\$ 13.98	\$ 15.12	8.15 %
Judicial	8.88	9.47	-	-	8.88	9.47	6.64 %
Public safety	34.78	37.53	-	-	34.78	37.53	7.91 %
Public works	24.78	25.10	-	-	24.78	25.10	1.29 %
Health and welfare	0.93	0.74	-	-	0.93	0.74	(20.43) %
Culture and recreation	5.35	5.09	-	-	5.35	5.09	(4.86) %
Housing and development	5.11	5.52	-	-	5.11	5.52	8.02 %
Interest on long-term debt	0.14	0.13	-	-	0.14	0.13	(7.14) %
<b>Business-type Activities:</b>							
Water and sewer	-	-	6.62	6.75	6.62	6.75	1.96 %
Landfill	-	-	0.45	0.13	0.45	0.13	(71.11) %
Special tax lighting district	-	-	0.36	0.36	0.36	0.36	- %
<b>Total Expenses</b>	<b>93.95</b>	<b>98.70</b>	<b>7.43</b>	<b>7.24</b>	<b>101.38</b>	<b>105.94</b>	<b>4.50 %</b>
<b>Revenue Over (Under) Expenses</b>	<b>4.92</b>	<b>4.17</b>	<b>3.46</b>	<b>4.70</b>	<b>8.38</b>	<b>8.87</b>	<b>5.85 %</b>
Transfers	0.60	0.60	(0.60)	(0.60)	-	-	- %
<b>Increase (Decrease) in Net Position</b>	<b>5.52</b>	<b>4.77</b>	<b>2.86</b>	<b>4.10</b>	<b>8.38</b>	<b>8.87</b>	<b>5.85 %</b>
Net Position, Restated	75.00	80.52	42.37	45.23	117.37	125.75	7.14 %
<b>Net Position, Ending</b>	<b>\$ 80.52</b>	<b>\$ 85.29</b>	<b>\$ 45.23</b>	<b>\$ 49.33</b>	<b>\$ 125.75</b>	<b>\$ 134.62</b>	<b>7.05 %</b>

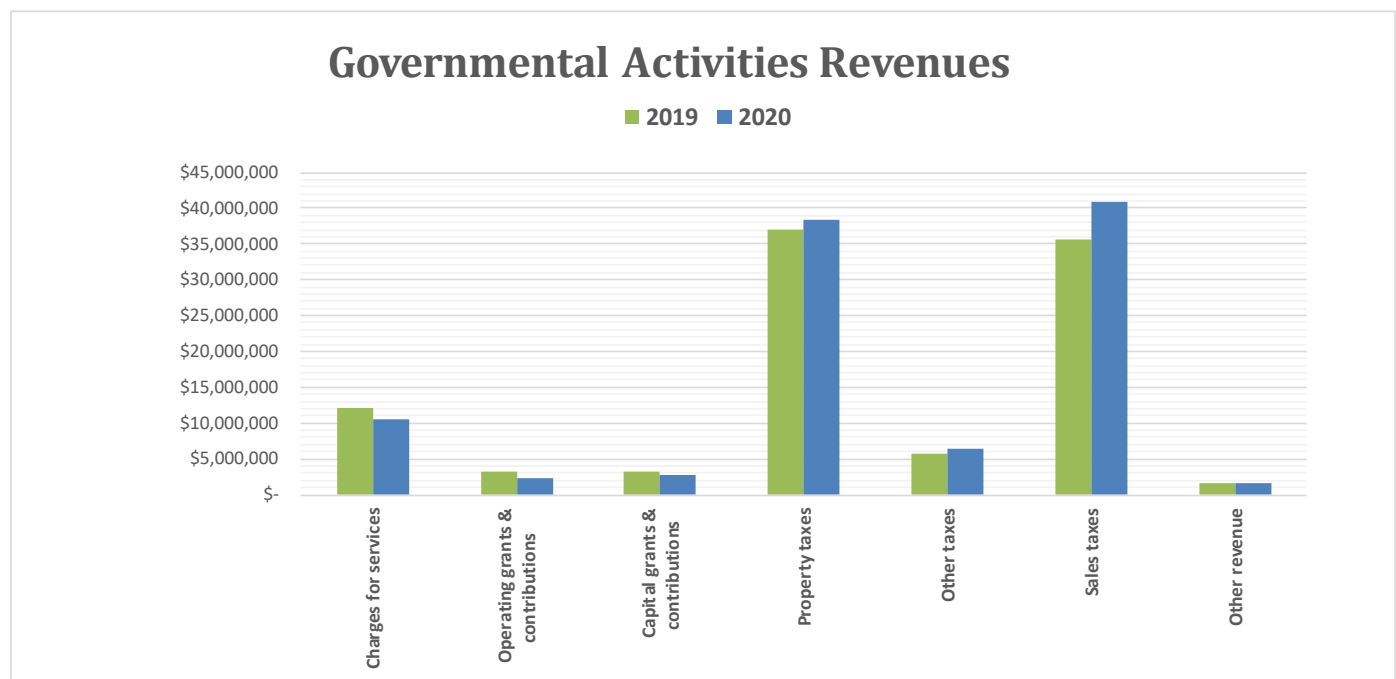
LOWNDES COUNTY, GEORGIA  
 Management’s Discussion and Analysis  
 Required Supplemental Information  
 For the Year Ended June 30, 2020

**Government Activities**

The largest portion of the County’s program revenue is from charges for services which accounted for \$10,577,914 or 68% of total program revenues. These charges include licenses and permits, fines and forfeitures related to judicial activity, fees for real estate transfers, fees associated with the collection of property taxes and fees charged through various County governmental departments.

Sales tax revenues are the major contributor to general revenues and account for \$40,922,168 or 47% of total general revenues. Another major component was property taxes, which accounted for \$38,480,270 or 44% of total general revenues.

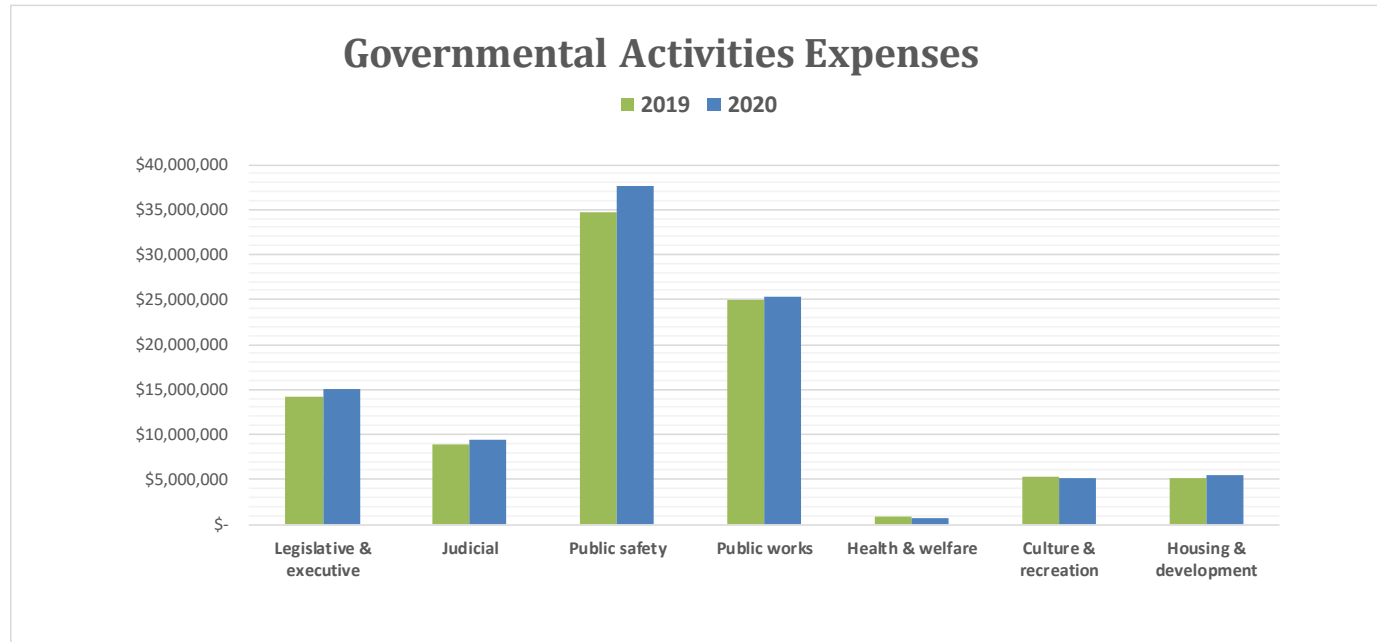
Property taxes showed an increase. Sales taxes were up and showing consistent growth.



LOWNDES COUNTY, GEORGIA  
 Management’s Discussion and Analysis  
 Required Supplemental Information  
 For the Year Ended June 30, 2020

**Government Activities – Continued**

The following chart compares governmental activities expenses for the year ending June 30, 2019 and 2020. Expenses went up due to rises in fringe benefit cost.



The following table provides the total cost of services and the net cost of services for the governmental activities. The statement of activities reflects the cost of program services and the charges for services, and sales, grants, and contributions offsetting these services. The net cost of services identifies the cost of those services supported by tax revenues and unrestricted intergovernmental revenues.

**Net Cost of Lowndes County's Governmental Activities**  
*(in millions of dollars)*

<u>Function</u>	<u>Total Cost of Services</u>		<u>Percentage Change</u>	<u>Net Cost of Services</u>		<u>Percentage Change</u>
	<u>2019</u>	<u>2020</u>	<u>2019-2020</u>	<u>2019</u>	<u>2020</u>	<u>2019-2020</u>
General Government						
Legislative and executive	\$ 13.98	\$ 15.12	8.15 %	\$ 11.32	\$ 13.38	18.17 %
Judicial	8.88	9.47	6.64 %	1.14	3.52	208.58 %
Public safety	34.78	37.53	7.91 %	23.44	32.82	40.03 %
Public works	24.78	25.10	1.29 %	19.16	22.81	19.05 %
Health and welfare	0.93	0.74	(20.43) %	0.84	0.73	(13.00) %
Culture and recreation	5.35	5.09	(4.86) %	4.74	5.09	7.45 %
Housing and development	5.11	5.52	8.02 %	4.05	4.69	15.77 %
Interest on long-term debt	0.14	0.13	(7.14) %	0.21	0.13	(39.81) %
<b>Total</b>	<b>\$ 93.95</b>	<b>\$ 98.70</b>	<b>5.06 %</b>	<b>\$ 64.90</b>	<b>\$ 83.17</b>	<b>28.15 %</b>

LOWNDES COUNTY, GEORGIA  
Management's Discussion and Analysis  
Required Supplemental Information  
For the Year Ended June 30, 2020

**Business-Type Activities**

The net position for business-type activities increased \$4,096,457 during the year ending June 30, 2020. The major source of revenue was from charges for services for water and sewer services which amounted to \$7,296,353.

**Financial Analysis of County Funds**

The County uses fund accounting to ensure and demonstrate compliance with finance related legal requirements.

**Governmental Funds**

The focus of the County's governmental funds is to provide information on near-term inflows, outflows, and balances of spendable resources. Such information is useful in assessing the County's financing requirements. In particular, unassigned fund balance may serve as a useful measure of the County's net resources available for spending at the end of the year.

As of June 30, 2020, the County's governmental funds reported a combined ending fund balance of \$42,157,139 an increase of \$6,059,164. The County had \$9,420,184 of unassigned fund balance which is available for spending at the County's discretion. The remainder of the fund balance is reserved to indicate that it is not available for new spending because it has already been committed to a variety of other restricted or assigned purposes has a balance of \$32,736,955.

**Major Funds:**

The General Fund is the primary operating fund of the County. At the end of June 30, 2020, the unassigned fund balance was \$9,420,184 while total fund balance was \$22,811,130. As a measure of the General Fund's liquidity, it may be useful to compare both unassigned fund balance and total fund balance to total fund expenditures. Unassigned fund balance represents 16.46% to total General Fund expenditures, while the total fund balance represents 47.74% of that same amount.

The Capital Projects SPLOST VII Fund which began on January 1, 2014 expended \$13,912,941 in appropriations to other governments, capital improvements, and public works and received \$12,199,933 in sales tax and investment income. The expenditures exceeded revenue by \$1,712,945 resulting in an ending fund balance of \$8,031,196.

The Capital Projects SPLOST VIII Fund which began on January 1, 2020 expended \$6,280,518 in appropriations to other governments, capital improvements, and public works and received \$11,108,147 in sales tax and investment income. The revenue exceeded expenditures by \$4,827,629 resulting in an ending fund balance of \$4,827,629.

LOWNDES COUNTY, GEORGIA  
Management's Discussion and Analysis  
Required Supplemental Information  
For the Year Ended June 30, 2020

**Enterprise Funds**

The County's enterprise funds provide the same type of information found in the government-wide financial statements, but in more detail.

Total Net Position of the Water & Sewer Fund at June 30, 2020, was \$47,899,019. Total Net Position increased by \$3,446,826.

The Landfill Fund oversees the post-closure expenses of a closed landfill. Solid waste host fees provide revenue to cover these expenses which have been accrued to cover the anticipated cost of monitoring the landfill in accordance with environmental regulations.

The Special Tax Lighting District oversees special districts that are assessed taxes to cover the cost of providing lighting to the district.

**Budgetary Highlights**

By State statute, the Board of County Commissioners adopts the annual operating budget for the County on or before the first day of the fiscal year.

For the General Fund, changes from the original to the final budget represent increases in fringe benefits than were anticipated in the original budget. Despite the increases the general fund had a positive net change in fund balance due to higher than expected revenue and the contingency budget. The County maintained its fund balance reserves in accordance with the financial policies.

**Capital Assets**

The County's capital assets for governmental and business-type activities as of June 30, 2020, were \$173,049,959 (net of accumulated depreciation). This investment in capital assets includes land and improvements, buildings and improvements, improvements other than buildings, machinery and equipment, vehicles, and infrastructure.

Major capital asset events during FY20 included continued improvements to roads and public safety equipment.

Note 8 (Capital Assets) provides additional information about capital asset activity during FY20.

LOWNDES COUNTY, GEORGIA  
Management's Discussion and Analysis  
Required Supplemental Information  
For the Year Ended June 30, 2020

**Debt**

The County backed revenue bonds issued for the Valdosta-Lowndes Development Authority during FY09 to provide funding for economic development projects. The bonds are being paid from the 1 mil of property taxes accessed for the Authority.

Standards & Poor's Corporation has assigned an underlying rating of AA- to these new bonds. However, a AAA credit rating was listed on the bonds since insurance was purchased from Financial Security Assurance, Inc. guaranteeing bond payments.

The County provided backing for bonds issued by the Hospital Authority of Valdosta and Lowndes County, Georgia during FY12 in the amount of \$148,280,000. Additional information can be found in Note 22 for contingent liabilities.

In addition to the bonded debt, the County's long-term obligations include compensated absences and closure/postclosure liability. Additional information on the County's long-term debt can be found in Notes 14 to 18 of this report.

**Economic Factors**

Property tax revenue decreased by 188% over the prior year and has averaged 6.28% growth over the last ten years. This has allowed the County to maintain current millage rates and stay ahead of rising cost through FY20.

The local option sales tax revenues increased 4.65%.

The County had a June 2020 rate for unemployment of 5.3% compared to the state rate of 5.6%.

**Requests for Information**

This financial report is designed to provide a general overview of the County's finances for all those with an interest in the government's finances. Questions concerning any of the information provided in this report or requests for additional information should be addressed to the Lowndes County Finance Director, 300 North Patterson Street, Valdosta, GA 31601.

---

---

**BASIC FINANCIAL STATEMENTS**

---

---

LOWNDES COUNTY, GEORGIA  
 STATEMENT OF NET POSITION  
 June 30, 2020

	Primary Government		
	Governmental <u>Activities</u>	Business-Type <u>Activities</u>	Total Primary <u>Government</u>
<b>ASSETS</b>			
Equity in pooled cash and cash equivalents	\$ 32,706,969	\$ 10,452,109	\$ 43,159,078
Cash and cash equivalents in segregated accounts	13,884,724	-	13,884,724
Certificate of deposit	120,864	-	120,864
Receivables (net of allowance for doubtful accounts):			
Taxes	1,202,242	-	1,202,242
Accounts	2,354,868	906,108	3,260,976
Special assessments	7,744	-	7,744
Sales tax	3,141,751	-	3,141,751
Internal balances	9,591	(9,591)	-
Due from other governments	849,117	-	849,117
Materials and supplies inventory	123,310	-	123,310
Prepaid items	322,073	-	322,073
Restricted cash and cash investments	-	372,577	372,577
Nondepreciable capital assets	20,339,127	8,368,367	28,707,494
Depreciable capital assets, net	105,117,771	39,224,694	144,342,465
	<u>\$ 180,180,151</u>	<u>\$ 59,314,264</u>	<u>\$ 239,494,415</u>
<b>TOTAL ASSETS</b>			
<b>DEFERRED OUTFLOWS OF RESOURCES</b>			
Bond refunding	\$ 85,499	\$ 165,878	\$ 251,377
Pensions	7,928,191	359,024	8,287,215
Other post employment benefits	5,565,220	271,084	5,836,304
<b>TOTAL DEFERRED OUTFLOWS OF RESOURCES</b>	<u>\$ 13,578,910</u>	<u>\$ 795,986</u>	<u>\$ 14,374,896</u>

The accompanying notes are an integral part of these financial statements.

Component Units

Lowndes County Board of Health	Valdosta- Lowndes Development Authority	Valdosta- Lowndes County Parks & Recreation Authority
\$ -	\$ -	\$ -
2,130,787	13,062,711	1,820,498
-	-	-
-	-	461,021
239,385	446,493	-
-	-	-
-	-	-
-	-	-
1,818,155	-	-
-	-	-
-	13,349	44,017
-	243,942	-
-	16,684,828	3,606,465
518,427	3,845,003	8,293,122
<u>\$ 4,706,754</u>	<u>\$ 34,296,326</u>	<u>\$ 14,225,123</u>
\$ -	\$ -	\$ -
1,925,221	-	503,961
887,305	-	-
<u>\$ 2,812,526</u>	<u>\$ -</u>	<u>\$ 503,961</u>

LOWNDES COUNTY, GEORGIA  
STATEMENT OF NET POSITION - CONTINUED  
June 30, 2020

	Primary Government		
	Governmental <u>Activities</u>	Business-Type <u>Activities</u>	Total Primary <u>Government</u>
<b>LIABILITIES</b>			
Accounts payable	\$ 3,328,600	\$ 144,066	\$ 3,472,666
Estimated health claims payable	363,363	-	363,363
Accrued wages	463,237	19,751	482,988
Accrued expenses	2,843,419	7,947	2,851,366
Due to other governments	2,315,209	-	2,315,209
Unearned revenue	52,702	57,032	109,734
Payable from restricted assets:			
Customer deposits	-	256,841	256,841
Due within one year:			
Compensated absences payable	817,388	39,051	856,439
Capital lease obligations	147,090	-	147,090
Bonds payable	982,666	817,371	1,800,037
Notes payable	-	261,097	261,097
Landfill postclosure cost	-	80,085	80,085
Due in more than one year:			
Compensated absences payable	642,233	30,683	672,916
Bonds payable	3,047,353	3,449,233	6,496,586
Notes payable	-	433,793	433,793
Landfill postclosure cost	-	800,848	800,848
Net pension liability	21,422,974	970,128	22,393,102
Net other postemployment benefits	57,221,639	2,715,053	59,936,692
<b>TOTAL LIABILITIES</b>	<b>\$ 93,647,873</b>	<b>\$ 10,082,979</b>	<b>\$ 103,730,852</b>
<b>DEFERRED INFLOWS OF RESOURCES</b>			
Pensions	\$ 5,598,170	\$ 253,510	\$ 5,851,680
Other post employment benefits	9,219,871	446,411	9,666,282
<b>TOTAL DEFERRED INFLOWS OF RESOURCES</b>	<b>\$ 14,818,041</b>	<b>\$ 699,921</b>	<b>\$ 15,517,962</b>
<b>COMBINED LIABILITIES AND DEFERRED</b>			
<b>INFLOWS OF RESOURCES</b>	<b>\$ 108,465,914</b>	<b>\$ 10,782,900</b>	<b>\$ 119,248,814</b>
<b>NET POSITION</b>			
Net investment in capital assets	121,365,288	42,797,445	164,162,733
Restricted for:			
Jail operations	527,758	-	527,758
Drug enforcement operations	236,412	-	236,412
Drug education and treatment	191	-	191
Law library	478,638	-	478,638
Victim assistance	128,759	-	128,759
911 emergency telephone	81,863	-	81,863
Public health programs	-	-	-
Debt services	-	-	-
Capital projects	13,178,754	-	13,178,754
Unrestricted	(50,704,516)	6,529,905	(44,174,611)
<b>TOTAL NET POSITION</b>	<b>\$ 85,293,147</b>	<b>\$ 49,327,350</b>	<b>\$ 134,620,497</b>

The accompanying notes are an integral part of these financial statements.

Component Units		
Lowndes County Board of Health	Valdosta- Lowndes Development Authority	Valdosta- Lowndes County Parks & Recreation Authority
\$ -	\$ 137,862	\$ 140,233
-	-	-
-	-	-
459	200,694	128,264
508,481	-	-
10,000	-	20,487
-	-	-
457,007	-	42,399
-	-	-
-	1,060,000	-
-	-	164,746
-	-	-
304,671	-	77,990
-	16,335,000	-
-	-	2,580,615
-	-	-
8,426,087	-	640,859
<u>1,848,976</u>	<u>-</u>	<u>-</u>
<u>\$ 11,555,681</u>	<u>\$ 17,733,556</u>	<u>\$ 3,795,593</u>
\$ 262,286	\$ -	\$ 185,946
<u>3,272,128</u>	<u>-</u>	<u>-</u>
<u>\$ 3,534,414</u>	<u>\$ -</u>	<u>\$ 185,946</u>
<u>\$ 15,090,095</u>	<u>\$ 17,733,556</u>	<u>\$ 3,981,539</u>
518,427	3,134,831	9,154,226
-	-	-
-	-	-
-	-	-
-	-	-
2,208,884	-	-
-	243,942	-
-	-	-
<u>(10,298,126)</u>	<u>13,183,997</u>	<u>1,593,319</u>
<u>\$ (7,570,815)</u>	<u>\$ 16,562,770</u>	<u>\$ 10,747,545</u>

LOWNDES COUNTY, GEORGIA  
 STATEMENT OF ACTIVITIES  
 For the Year Ended June 30, 2020

FUNCTION/PROGRAM	Expenses	Program Revenues		
		Charges for Services	Operating Grants, Contributions, and Interest	Capital Grants, Contributions, and Interest
<b>GOVERNMENTAL ACTIVITIES</b>				
General Government				
Legislative and Executive	\$ 15,121,249	\$ 1,361,956	\$ 382,315	\$ -
Judicial	9,474,026	4,422,332	1,533,899	-
Public Safety	37,528,901	4,686,702	19,867	-
Public Works	25,105,197	106,924	176,606	2,011,541
Health and Welfare	736,917	-	6,082	-
Culture and Recreation	5,093,006	-	-	-
Housing and Development	5,520,944	-	207,344	624,920
Interest on Long-term Debt	126,400	-	-	-
<b>TOTAL GOVERNMENTAL ACTIVITIES</b>	<b>98,706,640</b>	<b>10,577,914</b>	<b>2,326,113</b>	<b>2,636,461</b>
<b>BUSINESS-TYPE ACTIVITIES</b>				
Water and Sewer	6,755,126	8,777,107	-	1,871,568
Landfill	131,246	863,447	-	-
Special Tax Lighting District	365,728	433,158	-	-
<b>TOTAL BUSINESS-TYPE ACTIVITIES</b>	<b>7,252,100</b>	<b>10,073,712</b>	<b>-</b>	<b>1,871,568</b>
<b>TOTAL PRIMARY GOVERNMENT</b>	<b>\$ 105,958,740</b>	<b>\$ 20,651,626</b>	<b>\$ 2,326,113</b>	<b>\$ 4,508,029</b>
<b>COMPONENT UNITS</b>				
Lowndes County Board of Health	\$ 16,719,637	\$ 2,733,923	\$ 15,076,127	\$ -
Valdosta-Lowndes Development Authority	5,751,563	-	-	44,858
Valdosta-Lowndes County Parks & Recreation Authority	5,204,478	495,664	1,867	493,412
<b>TOTAL COMPONENT UNITS</b>	<b>\$ 27,675,678</b>	<b>\$ 3,229,587</b>	<b>\$ 15,077,994</b>	<b>\$ 538,270</b>
<b>GENERAL REVENUES</b>				
Property Taxes Levied for:				
General Operating				
Alcoholic Beverage Taxes				
Occupational Taxes				
Hotel/Motel Taxes				
Franchise Taxes				
Insurance Premium Taxes				
Sales Taxes				
Public Utility Taxes				
Miscellaneous Income				
Investment Income				
<b>TOTAL GENERAL REVENUES</b>				
<b>EXCESS (DEFICIT) BEFORE TRANSFERS &amp; TRANSFERS IN (OUT)</b>				
<b>CHANGES IN NET POSITION</b>				
NET POSITION, BEGINNING (ORIGINAL)				
Prior period adjustments				
NET POSITION, BEGINNING (RESTATED)				
NET POSITION, END OF YEAR				

The accompanying notes are an integral part of these financial statements.

Net (Expense) Revenue and Changes in Net Position

Primary Government			Component Units		
Governmental Activities	Business-Type Activities	Total	Lowndes County Board of Health	Valdosta- Lowndes County Industrial Parks & Recreation Authority	Valdosta- Lowndes County Parks & Recreation Authority
\$ (13,376,978)	\$ -	\$ (13,376,978)	\$ -	\$ -	\$ -
(3,517,795)	-	(3,517,795)	-	-	-
(32,822,332)	-	(32,822,332)	-	-	-
(22,810,126)	-	(22,810,126)	-	-	-
(730,835)	-	(730,835)	-	-	-
(5,093,006)	-	(5,093,006)	-	-	-
(4,688,680)	-	(4,688,680)	-	-	-
(126,400)	-	(126,400)	-	-	-
<u>(83,166,152)</u>	<u>-</u>	<u>(83,166,152)</u>	<u>-</u>	<u>-</u>	<u>-</u>
-	3,893,549	3,893,549	-	-	-
-	732,201	732,201	-	-	-
-	67,430	67,430	-	-	-
-	<u>4,693,180</u>	<u>4,693,180</u>	-	-	-
<u>\$ (83,166,152)</u>	<u>\$ 4,693,180</u>	<u>\$ (78,472,972)</u>	<u>\$ -</u>	<u>\$ -</u>	<u>\$ -</u>
\$ -	\$ -	\$ -	\$ 1,090,413	\$ -	\$ -
-	-	-	-	(5,706,705)	-
-	-	-	-	-	(4,213,535)
<u>\$ -</u>	<u>\$ -</u>	<u>\$ -</u>	<u>\$ 1,090,413</u>	<u>\$ (5,706,705)</u>	<u>\$ (4,213,535)</u>
38,480,270	-	38,480,270	-	3,064,748	3,952,859
503,999	-	503,999	-	-	-
770,917	-	770,917	-	-	-
411,757	-	411,757	-	-	-
111,380	-	111,380	-	-	-
3,384,824	-	3,384,824	-	-	-
40,922,168	-	40,922,168	-	-	-
1,154,231	-	1,154,231	-	-	-
1,597,411	-	1,597,411	-	37,202	13,716
-	3,277	3,277	-	70,045	-
<u>87,336,957</u>	<u>3,277</u>	<u>87,340,234</u>	<u>-</u>	<u>3,171,995</u>	<u>3,966,575</u>
4,170,805	4,696,457	8,867,262	1,090,413	(2,534,710)	(246,960)
600,000	(600,000)	-	-	-	-
<u>4,770,805</u>	<u>4,096,457</u>	<u>8,867,262</u>	<u>1,090,413</u>	<u>(2,534,710)</u>	<u>(246,960)</u>
80,293,259	45,230,893	125,524,152	(8,661,228)	19,097,480	10,994,505
229,083	-	229,083	-	-	-
<u>80,522,342</u>	<u>45,230,893</u>	<u>125,753,235</u>	<u>(8,661,228)</u>	<u>19,097,480</u>	<u>10,994,505</u>
<u>\$ 85,293,147</u>	<u>\$ 49,327,350</u>	<u>\$ 134,620,497</u>	<u>\$ (7,570,815)</u>	<u>\$ 16,562,770</u>	<u>\$ 10,747,545</u>

LOWNDES COUNTY, GEORGIA  
 GOVERNMENTAL FUNDS  
 BALANCE SHEET  
 June 30, 2020

	<u>General</u>	Capital Projects Special Purpose Local Option <u>Sales Tax VII</u>	Capital Projects Special Purpose Local Option <u>Sales Tax VIII</u>	Other Governmental <u>Funds</u>	<u>Total</u>
ASSETS					
Equity in pooled cash and cash equivalents	\$ 22,982,144	\$ 7,884	\$ 50,532	\$ 6,879,813	\$ 29,920,373
Cash and cash equivalents in segregated accounts	40,376	8,123,332	5,134,433	586,583	13,884,724
Certificate of deposit	-	-	-	120,864	120,864
Receivables (net of allowance for doubtful accounts)					
Taxes	1,202,242	-	-	-	1,202,242
Accounts	1,796,505	-	-	513,636	2,310,141
Special assessments	7,744	-	-	-	7,744
Sales Tax	1,153,799	-	1,987,952	35,230	3,176,981
Due from other governments	-	-	-	849,117	849,117
Interfund receivable	139,075	-	-	-	139,075
	<u>139,075</u>	<u>-</u>	<u>-</u>	<u>-</u>	<u>139,075</u>
TOTAL ASSETS	<u>\$ 27,321,885</u>	<u>\$ 8,131,216</u>	<u>\$ 7,172,917</u>	<u>\$ 8,985,243</u>	<u>\$ 51,611,261</u>

The accompanying notes are an integral part of these financial statements.

LOWNDES COUNTY, GEORGIA  
 GOVERNMENTAL FUNDS  
 BALANCE SHEET - CONTINUED  
 June 30, 2020

	<u>General</u>	Capital Projects Special Purpose Local Option <u>Sales Tax VII</u>	Capital Projects Special Purpose Local Option <u>Sales Tax VIII</u>	Other Governmental <u>Funds</u>	<u>Total</u>
LIABILITIES, DEFERRED INFLOWS OF RESOURCES AND FUND BALANCES					
LIABILITIES					
Accounts payable	\$ 786,205	\$ 164,703	\$ 30,080	\$ 2,241,447	\$ 3,222,435
Accrued wages	396,634	-	-	60,827	457,461
Accrued liabilities	2,214,870	-	-	-	2,214,870
Due to other governments	-	-	2,315,208	-	2,315,208
Interfund payable	-	-	-	129,484	129,484
Unearned revenue	51,085	-	-	1,618	52,703
	<u>3,448,794</u>	<u>164,703</u>	<u>2,345,288</u>	<u>2,433,376</u>	<u>8,392,161</u>
DEFERRED INFLOWS OF RESOURCES					
Unavailable revenue - property taxes	1,054,217	-	-	-	1,054,217
Unavailable revenue - special assessments	7,744	-	-	-	7,744
TOTAL DEFERRED INFLOWS OF RESOURCES	<u>1,061,961</u>	<u>-</u>	<u>-</u>	<u>-</u>	<u>1,061,961</u>
FUND BALANCES					
Restricted for:					
Jail operations	-	-	-	527,758	527,758
Drug enforcement	-	-	-	236,412	236,412
Drug education and treatment	-	-	-	191	191
Public safety	-	-	-	5,745	5,745
Law library	-	-	-	478,638	478,638
Victim assistance	-	-	-	128,759	128,759
911 emergency telephone	-	-	-	81,863	81,863
Capital projects	-	7,966,513	4,827,629	384,612	13,178,754
Assigned for:					
Unincorporated services	-	-	-	4,707,889	4,707,889
Property tax roll back	13,390,946	-	-	-	13,390,946
Unassigned reported in:					
General Fund	9,420,184	-	-	-	9,420,184
	<u>22,811,130</u>	<u>7,966,513</u>	<u>4,827,629</u>	<u>6,551,867</u>	<u>42,157,139</u>
TOTAL LIABILITIES, DEFERRED INFLOWS OF RESOURCES AND FUND BALANCES	<u>\$ 27,321,885</u>	<u>\$ 8,131,216</u>	<u>\$ 7,172,917</u>	<u>\$ 8,985,243</u>	<u>\$ 51,611,261</u>

The accompanying notes are an integral part of these financial statements.

LOWNDES COUNTY, GEORGIA  
 RECONCILIATION OF TOTAL GOVERNMENTAL FUND BALANCES  
 TO NET POSITION OF GOVERNMENTAL ACTIVITIES  
 June 30, 2020

Total Governmental Funds Balances \$ 42,157,139

**Amounts reported for governmental activities on the statement of net position are different because of the following:**

Capital assets used in governmental activities are not financial resources and, therefore, are not reported in the funds. 125,456,898

Revenue are not available to pay for current period expenditures and, therefore, are not reported in the funds.  
 Deferred tax revenue 1,061,961

Deferred outflows/(inflows) of governmental activities are not current financial resources and therefore are not reported in the governmental funds.  
 Deferred outflows - pension and OPEB 13,493,411  
 Deferred inflows - pension and OPEB (14,818,041)  
 Deferred loss on bond refunding 85,499

The net other postemployment benefits obligation are not financial resources and therefore are not reported in the governmental funds. (57,221,639)

Some liabilities are not due and payable in the current period and, therefore, are not reported in the funds:  
 Accrued interest (8,547)  
 Compensated absences payable (1,459,621)  
 Bonds payable (3,910,000)  
 Unamortized bond premium (120,019)  
 Net pension liability (21,422,974)  
 Capital leases payable (147,090)

Internal service funds are used by management to charge the cost of certain group insurance, fleet and equipment maintenance and technology services to individual funds. Assets and liabilities of these funds are included in governmental activities in the statement of net position.  
 Internal service funds net position 2,649,082  
 Adjusted for items accounted for above:  
 Capital assets less accumulated depreciation (526,126)  
 Compensated absences payable 23,214  
2,146,170

Net Position of Governmental Activities \$ 85,293,147

The accompanying notes are an integral part of these financial statements.

LOWNDES COUNTY, GEORGIA  
 GOVERNMENTAL FUNDS  
 STATEMENT OF REVENUES, EXPENDITURES AND CHANGES IN FUND BALANCES  
 For the Year Ended June 30, 2020

	General	Capital Projects		Other Governmental Funds	Total
		Special Purpose Local Option Sales Tax VII	Special Purpose Local Option Sales Tax VIII		
<b>REVENUES:</b>					
Taxes	\$ 52,813,430	\$ 12,070,841	\$ 11,107,418	\$ 9,460,355	\$ 85,452,044
Licenses and permits	15,248	-	-	157,295	172,543
Intergovernmental revenues	831,130	-	-	4,470,514	5,301,644
Charges for services	4,067,547	-	-	2,325,268	6,392,815
Fines and forfeitures	2,369,132	-	-	886,842	3,255,974
Investment income	281,522	129,152	729	6,112	417,515
Miscellaneous	140,017	-	-	1,416,586	1,556,603
<b>TOTAL REVENUES</b>	<b>\$ 60,518,026</b>	<b>\$ 12,199,993</b>	<b>\$ 11,108,147</b>	<b>\$ 18,722,972</b>	<b>\$102,549,138</b>
<b>EXPENDITURES</b>					
<b>Current</b>					
<b>General Government</b>					
Legislative and executive	12,566,210	-	-	112,882	12,679,092
Judicial	6,981,499	17,271	-	1,105,400	8,104,170
Public safety	22,770,028	74,023	543	9,160,132	32,004,726
Public works	4,894,202	2,067,979	97,627	7,556,091	14,615,899
Health and welfare	737,358	-	-	170,000	907,358
Culture and recreation	4,980,725	21,116	21,165	70,000	5,093,006
Housing and development	3,244,208	-	-	1,431,697	4,675,905
Intergovernmental	-	7,048,960	5,974,680	-	13,023,640
Capital outlay	-	4,748,275	186,503	-	4,934,778
<b>Debt Service</b>					
Principal retirement	925,000	-	-	-	925,000
Interest	126,400	-	-	-	126,400
<b>TOTAL EXPENDITURES</b>	<b>57,225,630</b>	<b>13,977,624</b>	<b>6,280,518</b>	<b>19,606,202</b>	<b>97,089,974</b>
<b>EXCESS OF REVENUES OVER (UNDER) EXPENDITURES</b>	<b>3,292,396</b>	<b>(1,777,631)</b>	<b>4,827,629</b>	<b>(883,230)</b>	<b>5,459,164</b>
<b>OTHER FINANCING SOURCES (USES):</b>					
Transfers In	1,085,000	-	-	1,132,368	2,217,368
Transfers Out	(953,195)	-	-	(664,173)	(1,617,368)
<b>TOTAL OTHER FINANCING SOURCES (USES)</b>	<b>131,805</b>	<b>-</b>	<b>-</b>	<b>468,195</b>	<b>600,000</b>
<b>NET CHANGES IN FUND BALANCE</b>	<b>3,424,201</b>	<b>(1,777,631)</b>	<b>4,827,629</b>	<b>(415,035)</b>	<b>6,059,164</b>
<b>FUND BALANCE AT BEGINNING OF YEAR</b>	<b>19,386,929</b>	<b>9,744,144</b>	<b>-</b>	<b>6,966,902</b>	<b>36,097,975</b>
<b>FUND BALANCES AT END OF YEAR</b>	<b>\$ 22,811,130</b>	<b>\$ 7,966,513</b>	<b>\$ 4,827,629</b>	<b>\$ 6,551,867</b>	<b>\$ 42,157,139</b>

The accompanying notes are an integral part of these financial statements.

LOWNDES COUNTY, GEORGIA  
 RECONCILIATION OF THE STATEMENT OF REVENUES, EXPENDITURES AND CHANGES IN  
 FUND BALANCES OF GOVERNMENTAL FUNDS TO THE STATEMENT OF ACTIVITIES  
 For the Year Ended June 30, 2020

Net Change in Fund Balances - Total Governmental Funds \$ 6,059,164

**Amounts reported for governmental activities on the  
 statement of activities are different because of the following:**

Net Pension Liability			
Change in pension liability and the related deferred inflow and outflows of resources increases net expenses of pension functions on the governmentwide statements.			(4,987,456)
Net OPEB Obligation			
Change in OPEB liability and the related deferred inflow and outflows of resources increases net expenses of other post employment benefits functions on the governmentwide statements.			(3,264,687)
Internal service funds change in net position:			
Internal service funds change in net position less depreciation, compensated absences and capital assets		(300,891)	
Capital Assets		(595,484)	
Depreciation		132,139	
Compensated absences		<u>876</u>	
			(763,360)
Governmental funds report capital outlays as expenditures. However, on the statement of activities, the cost of those assets is allocated over their estimated useful lives as depreciation expense. This is the amount by which capital outlays exceeded depreciation in the current year:			
Capital outlay - depreciable capital assets		2,696,221	
Capital outlay - nondepreciable capital assets		10,550,332	
Depreciation		<u>(6,797,472)</u>	
			6,449,081
Revenues on the statement of activities that do not provide current financial resources are not reported as revenues in governmental funds:			
Property taxes		289,622	
Assessments		<u>(2,122)</u>	
			287,500
Some expenses reported on the statement of activities do not require the use of current financial resources and, therefore, are not reported as expenditures in governmental funds:			
Compensated absences		<u>(92,829)</u>	
			(92,829)
Accrual of interest on bonds payable is not an expenditures in the governmental funds, but is accrued on the statement of activities.			
Accrued interest expense		<u>1,466</u>	
			1,466
Repayment of principal is an expenditure in the governmental funds, but the repayment reduces long-term liabilities on the statement of activities.			
Amortization of deferred charge on bond refunding		(30,972)	
Amortization of bond premium		40,808	
Bond payments		925,000	
Capital lease payments		<u>147,090</u>	
			<u>1,081,926</u>
Changes in Net Position of Governmental Activities			<u>\$ 4,770,805</u>

The accompanying notes are an integral part of these financial statements.

LOWNDES COUNTY, GEORGIA  
 PROPRIETARY FUNDS  
 STATEMENT OF NET POSITION  
 June 30, 2020

	Business-Type Activities - Enterprise Funds			Governmental Activities
	Water and Sewer	Other Enterprise Funds	Total	Internal Service Funds
<b>ASSETS</b>				
<b>CURRENT ASSETS</b>				
Equity in pooled cash and cash equivalents	\$ 8,367,512	\$ 2,084,597	\$ 10,452,109	\$ 2,786,593
Receivables (net of allowance for doubtful accounts):				
Accounts	841,619	64,489	906,108	9,495
Interfund receivable	-	-	-	-
Prepaid expense	-	-	-	322,073
Inventory	-	-	-	123,310
Restricted assets				
Customer deposit account	372,577	-	372,577	-
<b>TOTAL CURRENT ASSETS</b>	<u>9,581,708</u>	<u>2,149,086</u>	<u>11,730,794</u>	<u>3,241,471</u>
<b>NONCURRENT ASSETS</b>				
<b>Capital Assets</b>				
Land	2,506,904	203,639	2,710,543	-
Construction in progress	5,657,824	-	5,657,824	-
Depreciable capital assets, net	39,224,694	-	39,224,694	526,126
<b>TOTAL NONCURRENT ASSETS</b>	<u>47,389,422</u>	<u>203,639</u>	<u>47,593,061</u>	<u>526,126</u>
<b>TOTAL ASSETS</b>	<u>56,971,130</u>	<u>2,352,725</u>	<u>59,323,855</u>	<u>3,767,597</u>
<b>DEFERRED OUTFLOWS OF RESOURCES</b>				
Bond refunding	165,878	-	165,878	-
Pension	359,024	-	359,024	-
Other post employment benefits	271,084	-	271,084	-
<b>TOTAL DEFERRED OUTFLOWS OF RESOURCES</b>	<u>795,986</u>	<u>-</u>	<u>795,986</u>	<u>-</u>

The accompanying notes are an integral part of these financial statements.

LOWNDES COUNTY, GEORGIA  
 PROPRIETARY FUNDS  
 STATEMENT OF NET POSITION - CONTINUED  
 June 30, 2020

	<u>Business-Type Activities - Enterprise Funds</u>			<u>Governmental</u>
	<u>Water and</u>	<u>Other</u>	<u>Total</u>	<u>Internal</u>
	<u>Sewer</u>	<u>Enterprise</u>		<u>Service Funds</u>
<b>LIABILITIES</b>				
<b>CURRENT LIABILITIES</b>				
Accounts payable	\$ 112,340	\$ 31,726	\$ 144,066	\$ 106,163
Accrued liabilities	19,751	-	19,751	989,138
Accrued interest payable	7,947	-	7,947	-
Unearned revenue	57,032	-	57,032	-
Interfund payable	-	9,591	9,591	-
Current portion of compensated absences payable	37,850	1,201	39,051	13,000
Current portion of bonds payable	817,371	-	817,371	-
Current portion of note payable	261,097	-	261,097	-
Current portion of landfill postclosure cost	-	80,085	80,085	-
Payable from restricted assets:				
Customer deposits	256,841	-	256,841	-
<b>TOTAL CURRENT LIABILITIES</b>	<u>1,570,229</u>	<u>122,603</u>	<u>1,692,832</u>	<u>1,108,301</u>
<b>LONG-TERM LIABILITIES</b>				
Compensated absences	29,740	943	30,683	10,214
Bonds payable	3,449,233	-	3,449,233	-
Note payable	433,793	-	433,793	-
Net pension liability	970,128	-	970,128	-
Net other post employment benefits liability	2,715,053	-	2,715,053	-
Landfill postclosure cost	-	800,848	800,848	-
<b>TOTAL LONG-TERM LIABILITIES</b>	<u>7,597,947</u>	<u>801,791</u>	<u>8,399,738</u>	<u>10,214</u>
<b>TOTAL LIABILITIES</b>	<u>9,168,176</u>	<u>924,394</u>	<u>10,092,570</u>	<u>1,118,515</u>
<b>DEFERRED INFLOWS OF RESOURCES</b>				
Pension	253,510	-	253,510	-
Other post employment benefits	446,411	-	446,411	-
<b>TOTAL DEFERRED INFLOWS OF RESOURCES</b>	<u>699,921</u>	<u>-</u>	<u>699,921</u>	<u>-</u>
<b>NET POSITION</b>				
Net investment in capital assets	42,593,806	203,639	42,797,445	526,126
Unrestricted	5,305,213	1,224,692	6,529,905	2,122,956
<b>TOTAL NET POSITION</b>	<u>\$ 47,899,019</u>	<u>\$ 1,428,331</u>	<u>\$ 49,327,350</u>	<u>\$ 2,649,082</u>

The accompanying notes are an integral part of these financial statements.

LOWNDES COUNTY, GEORGIA  
 PROPRIETARY FUNDS  
 STATEMENT OF REVENUE, EXPENSES AND CHANGES IN FUND NET POSITION  
 For the Year Ended June 30, 2020

	<u>Business-Type Activities - Enterprise Funds</u>			<u>Governmental Activities</u>
	<u>Water and Sewer</u>	<u>Other Enterprise Funds</u>	<u>Total</u>	<u>Internal Service Funds</u>
<b>OPERATING REVENUES</b>				
Charges for services	\$ 7,708,928	\$ 433,158	\$ 8,142,086	\$ 10,752,394
Penalties	135,314	-	135,314	-
Other income	105,324	863,447	968,771	-
Connection fees	827,541	-	827,541	-
<b>TOTAL OPERATING REVENUES</b>	<u>8,777,107</u>	<u>1,296,605</u>	<u>10,073,712</u>	<u>10,752,394</u>
<b>OPERATING EXPENSES</b>				
Personal services	1,062,826	-	1,062,826	355,300
Payroll taxes	76,463	-	76,463	25,746
Fringe benefits	871,898	-	871,898	156,994
Contractual services	1,818,200	496,974	2,315,174	904,876
Insurance and bond	385	-	385	7,826,426
Materials and supplies	1,538,404	-	1,538,404	1,651,804
Amortization	21,670	-	21,670	-
Depreciation	1,244,456	-	1,244,456	132,139
<b>TOTAL OPERATING EXPENSES</b>	<u>6,634,302</u>	<u>496,974</u>	<u>7,131,276</u>	<u>11,053,285</u>
<b>OPERATING INCOME (LOSS)</b>	<u>2,142,805</u>	<u>799,631</u>	<u>2,942,436</u>	<u>(300,891)</u>
<b>NON-OPERATING REVENUES (EXPENSES)</b>				
Interest revenue	3,277	-	3,277	-
Capital contribution	1,871,568	-	1,871,568	-
Interest expense	(120,824)	-	(120,824)	-
<b>TOTAL NON-OPERATING REVENUES (EXPENSES)</b>	<u>1,754,021</u>	<u>-</u>	<u>1,754,021</u>	<u>-</u>
<b>INCOME (LOSS) BEFORE TRANSFERS</b>	<u>3,896,826</u>	<u>799,631</u>	<u>4,696,457</u>	<u>(300,891)</u>
<b>TRANSFERS OUT</b>	<u>(450,000)</u>	<u>(150,000)</u>	<u>(600,000)</u>	<u>-</u>
<b>CHANGE IN NET POSITION</b>	<u>3,446,826</u>	<u>649,631</u>	<u>4,096,457</u>	<u>(300,891)</u>
<b>NET POSITION AT BEGINNING OF YEAR</b>	<u>44,452,193</u>	<u>778,700</u>	<u>45,230,893</u>	<u>2,949,973</u>
<b>NET POSITION AT END OF YEAR</b>	<u>\$ 47,899,019</u>	<u>\$ 1,428,331</u>	<u>\$ 49,327,350</u>	<u>\$ 2,649,082</u>

The accompanying notes are an integral part of these financial statements.

LOWNDES COUNTY, GEORGIA  
 PROPRIETARY FUNDS  
 STATEMENT OF CASH FLOWS  
 For the Year Ended June 30, 2020

	Business-Type Activities - Enterprise Funds			Governmental
	Water and Sewer	Other Enterprise Funds	Total	Internal Service Funds Activities
<b><u>Increase (Decrease) in Cash and Cash Equivalents</u></b>				
<b><u>Cash Flows From Operating Activities</u></b>				
Cash received from customers	\$ 8,932,437	\$ 433,448	\$ 9,365,885	\$ -
Cash received from other income	105,324	830,536	935,860	-
Cash received from interfund transactions	-	(70,096)	(70,096)	-
Cash received from other funds for services	-	-	-	10,759,701
Cash payments for personal services	(1,048,159)	-	(1,048,159)	(353,562)
Cash payments for payroll taxes	(76,463)	-	(76,463)	(25,746)
Cash payments for fringe benefits	(752,914)	-	(752,914)	(156,994)
Cash payments for contractual services	(2,414,829)	(476,379)	(2,891,208)	(915,251)
Cash payments for insurance and bond	(385)	-	(385)	(7,798,880)
Cash payments for materials and supplies	(1,538,404)	-	(1,538,404)	(1,828,608)
Net Cash Provided by Operating Activities	<u>3,206,607</u>	<u>717,509</u>	<u>3,924,116</u>	<u>(319,340)</u>
<b><u>Cash Flows From Noncapital Financing Activities</u></b>				
Cash payments from transfer-out	(450,000)	(150,000)	(600,000)	-
Net Cash Used For Noncapital Financing Activities	<u>(450,000)</u>	<u>(150,000)</u>	<u>(600,000)</u>	<u>-</u>
<b><u>Cash Flows From Capital and Related Financing Activities</u></b>				
Cash received from note payable	155,236	-	155,236	-
Cash received from prior year interfund contributions	2,286,008	-	2,286,008	-
Cash payments for acquisition of capital assets	(1,323,698)	-	(1,323,698)	(596,635)
Cash payments for principal on bonds payable	(780,000)	-	(780,000)	-
Cash payments for interest on bonds payable	(115,900)	-	(115,900)	-
Cash payments for principal on note payable	(198,077)	-	(198,077)	-
Cash payments for interest on note payable	(6,160)	-	(6,160)	-
Net Cash Used For Capital and Related Financing Activities	<u>17,409</u>	<u>-</u>	<u>17,409</u>	<u>(596,635)</u>
<b><u>Cash Flows From Investing Activities</u></b>				
Cash received from interest	<u>3,277</u>	<u>-</u>	<u>3,277</u>	<u>-</u>
Net Cash Flows Provided By Investing Activities	<u>3,277</u>	<u>-</u>	<u>3,277</u>	<u>-</u>
Net Decrease in Cash and Cash Equivalents	2,777,293	567,509	3,344,802	(915,975)
Cash and Cash Equivalents at Beginning of Year	<u>5,962,796</u>	<u>1,517,088</u>	<u>7,479,884</u>	<u>3,702,568</u>
Cash and Cash Equivalents at End of Year	<u>\$ 8,740,089</u>	<u>\$ 2,084,597</u>	<u>\$ 10,824,686</u>	<u>\$ 2,786,593</u>
Equity in pooled cash and cash equivalents	\$ 8,367,512	\$ 2,084,597	\$ 10,452,109	\$ 2,786,593
Customer deposit account	<u>372,577</u>	<u>-</u>	<u>372,577</u>	<u>-</u>
Total Cash and Cash Equivalents	<u>\$ 8,740,089</u>	<u>\$ 2,084,597</u>	<u>\$ 10,824,686</u>	<u>\$ 2,786,593</u>
Noncash Transactions:				
Capital contributions	<u>\$ 1,871,568</u>	<u>\$ -</u>	<u>\$ 1,871,568</u>	<u>\$ -</u>

The accompanying notes are an integral part of these financial statements.

LOWNDES COUNTY, GEORGIA  
 PROPRIETARY FUNDS  
 STATEMENT OF CASH FLOWS - CONTINUED  
 For the Year Ended June 30, 2020

	<u>Business-Type Activities - Enterprise Funds</u>			<u>Governmental</u>
	<u>Water and</u>	<u>Other</u>	<u>Total</u>	<u>Internal</u>
	<u>Sewer</u>	<u>Funds</u>		<u>Service Funds</u>
<b>Reconciliation of Operating Income (Loss) To</b>				
<b><u>Net Cash Provided by (Used For) Operating Activities</u></b>				
Operating Income	\$ 2,142,805	\$ 799,631	\$ 2,942,436	\$ (300,891)
<b>Adjustments to Reconcile Operating Income (Loss) To</b>				
<b><u>Net Cash Provided by (Used For) Operating Activities</u></b>				
Depreciation	1,244,456	-	1,244,456	132,139
Amortization	21,670	-	21,670	-
Changes in Assets and Liabilities:				
Increase (decrease) in accounts receivable	245,303	(32,621)	212,682	7,307
Increase in prepaid expense	-	-	-	18,314
Decrease in inventory	-	-	-	(8,277)
Increase (decrease) in accounts payable	(596,629)	3,725	(592,904)	(172,137)
Increase in other post employment benefits	523,506	-	523,506	-
Decrease in pension payable	(404,522)	-	(404,522)	-
Increase in customer deposits	10,418	-	10,418	-
Increase in accrued compensated absences	9,579	-	9,579	876
Increase in interfund payable	-	(70,096)	(70,096)	-
Increase in unearned revenue	4,933	-	4,933	-
Increase in accrued liabilities	5,088	16,870	21,958	3,329
Net Cash Provided By				
Operating Activities	<u>\$ 3,206,607</u>	<u>\$ 717,509</u>	<u>\$ 3,924,116</u>	<u>\$ (319,340)</u>

The accompanying notes are an integral part of these financial statements.

LOWNDES COUNTY, GEORGIA  
 FIDUCIARY FUNDS  
 STATEMENT OF FIDUCIARY ASSETS AND LIABILITIES  
 June 30, 2020

	<u>Agency Funds</u>
<b>ASSETS</b>	
Cash and cash equivalents in segregated accounts	\$ 3,692,251
Due from others	<u>123,569</u>
<b>TOTAL ASSETS</b>	<u><u>\$ 3,815,820</u></u>
<b>LIABILITIES</b>	
Due to others	\$ 1,102,121
Collections held in escrow	<u>2,713,699</u>
<b>TOTAL LIABILITIES</b>	<u><u>3,815,820</u></u>
<b>NET POSITION</b>	<u><u>\$ -</u></u>

The accompanying notes are an integral part of these financial statements.

LOWNDES COUNTY, GEORGIA  
NOTES TO THE FINANCIAL STATEMENTS

**Note 1 – Summary of Significant Accounting Policies**

The financial statements of Lowndes County have been prepared in conformity with generally accepted accounting principles (GAAP) as applied to governmental units. The Governmental Accounting Standards Board (GASB) is the accepted standard-setting body for establishing governmental accounting and financial reporting principles.

**A. The Reporting Entity**

These financial statements present Lowndes County, Georgia (the primary government) which is governed by an elected six - member board, and discretely presented component units. The component units discussed below are included in the County's reporting entity because of the significance of their operational and financial relationships with the County. In conformity with GAAP, as set forth in the Statement of Governmental Accounting Standards No. 14, *The Financial Reporting Entity* and amended by GASB Statement No. 61, the component units' financial statements have been included as discretely presented component units. Each discretely presented component unit, on the other hand, is reported separately in the government-wide financial statements from the most recently audited financial statements. The following is a brief review of each component unit addressed in defining the government's reporting entity.

**Lowndes County Board of Health**

The Lowndes County Board of Health is a component unit based on the criteria in GASB Statement No. 14. The Board of health consists of seven members. Two members are appointed by the City of Valdosta. The Lowndes County Board of Commissioners appoints three members and the Chairman of the Board of Commissioners (or their designee) serves as a member. The County Superintendent of Schools is the other member. County appointments or members make up the majority of the Board of Health. The County provides funding annually to the Board of Health. Because the County appoints the majority of the board and because of the financial relationship between the Board of Health and the County, the Board of Health is reported as a discretely presented component unit. A complete set of financial statements for the Lowndes County Board of Health is presented in a separate report and can be obtained from the Lowndes County Board of Health.

**Valdosta-Lowndes Development Authority**

The Valdosta-Lowndes Development Authority is a component unit based on the criteria of fiscal dependence. The County is providing the funding for the Authority through a dedicated millage of 1 mil that must first pay for all the general obligation debt and then the balance of the funds for the operations of the Authority. The County issued general obligation bonds in the County's name for the Authority, so they could acquire land and develop it for industry. The operations of the Authority are dependent on the property taxes that the County assesses. The continuation of the accessed millage is determined by the County. The County appoints two of five of the Board members and rotates an appointment with the City of Valdosta of one Board member at the end of their term of office. The City of Valdosta appoints the other two Board members.

A complete set of financial statements for the Valdosta-Lowndes Development Authority is presented in a separate report and can be obtained from the Valdosta-Lowndes Development Authority.

LOWNDES COUNTY, GEORGIA  
NOTES TO THE FINANCIAL STATEMENTS

**Note 1 - Summary of Significant Accounting Policies – Continued**

**A. The Reporting Entity - Continued**

**Valdosta-Lowndes County Parks and Recreation Authority**

The Valdosta-Lowndes County Parks and Recreation Authority is a component unit based on the criteria of fiscal dependence. The County is providing funding for the Authority through a dedicated millage of 1.25 mils that provides the revenues along with fees to cover the cost of operations of the Authority. The operations of the Authority are dependent on the property taxes that the County assesses. The continuation of the assessed millage is determined by the County. The County appoints three of seven Board members and rotates an appointment with the City of Valdosta of one Board member at the end of their term of office. The City of Valdosta appoints the other three Board members.

A complete set of financial statements for the Valdosta-Lowndes County Parks and Recreation Authority is presented in a separate report and can be obtained from the Valdosta-Lowndes County Parks and Recreation Authority.

**Joint Ventures**

The Valdosta-Lowndes County Airport Authority is a joint venture between the City of Valdosta and Lowndes County based on an annual request for funding to both governments. A separate financial report may be obtained from the Valdosta-Lowndes County Airport Authority.

The Valdosta-Lowndes County Conference Center and Tourism Authority is a joint venture between the City of Valdosta and Lowndes County based funding provided each year from both governments. A separate financial report may be obtained from the Valdosta-Lowndes County Airport Authority.

The Southern Georgia Regional Commission is a joint venture of the members in the South Georgia 10 county area. Further information is provided in Note 20.

**B. Basis of Presentation**

The County's basic financial statements consist of government-wide financial statements, including a statement of net position and a statement of activities, and fund financial statements which provide a more detailed level of financial information.

**Government-Wide Financial Statements**

The statement of net position and the statement of activities display information about the County as a whole. These statements include the financial activities of the primary government, except for fiduciary funds. For the most part, the effect of inter-fund activity has been removed from these statements. Interfund services provided and used are not eliminated in the process of consolidation. The statements distinguish between those activities of the County that are governmental in nature and those that are considered business-type activities.

The statement of net position presents the financial condition of the governmental and business-type activities of the County at year end. The statement of activities presents a comparison between direct expenses and

**Note 1 - Summary of Significant Accounting Policies – Continued**

**B. Basis of Presentation - Continued**

**Government-Wide Financial Statements - Continued**

program revenues for each program or function of the County’s governmental activities and business-type activities. Direct expenses are those that are specifically associated with a service, program, or department and, therefore, clearly identifiable to a particular function. Program revenues include charges paid by the recipient of the goods or services offered by the program, grants and contributions that are restricted to meeting the operational or capital requirements of a particular program, and interest earned on grants that is required to be used to support a particular program. Revenues that are not classified as program revenues are presented as general revenues of the County, with certain limited exceptions. The comparison of direct expenses with program revenues identifies the extent to which each governmental program or business activity is self-financing or draws from the general revenues of the County.

**Fund Financial Statements**

During the year, the County segregates transactions related to certain County functions or activities in separate funds in order to aid financial management and to demonstrate legal compliance. Fund financial statements are designed to present financial information of the County at a more detailed level. The focus of governmental and proprietary fund financial statements is on major funds. Each major fund is presented in a separate column. Nonmajor funds are aggregated and presented in a single column. Fiduciary funds are reported by type.

**C. Fund Accounting**

The County uses funds to maintain its financial records during the year. A fund is defined as a fiscal and accounting entity with a self-balancing set of accounts. There are three categories of funds: governmental, proprietary, and fiduciary.

**Governmental Funds**

Governmental funds are those through which most governmental functions of the County are financed. Governmental fund reporting focuses on the sources, uses, and balances of current financial resources. Expendable assets are assigned to the various governmental funds according to the purpose for which they may or must be used. Current liabilities are assigned to the fund from which they will be paid. The difference between governmental fund assets and liabilities is reported as fund balance. The following are the County’s major governmental funds:

**General Fund.** The General Fund accounts for all financial resources, except those required to be accounted for in another fund. All general operating revenues which are not restricted or designated as to use by outside sources are recorded in the General Fund.

**Capital Projects Special Sales Tax VII Fund.** The Capital Projects Special Sales Tax VII Fund accounts for the special purpose local option sales tax that was renewed for the seventh time by referendum. The revenue is restricted to the stated purposes of the referendum.

**Note 1 - Summary of Significant Accounting Policies - Continued**

**C. Fund Accounting - Continued**

**Capital Projects Special Sales Tax VIII Fund.** The Capital Projects Special Sales Tax VIII Fund accounts for the special purpose local option sales tax that was renewed for the seventh time by referendum. The revenue is restricted to the stated purposes of the referendum.

The other governmental funds of the County account for grants and other resources whose use is restricted for a particular purpose; the accumulation of resources for, and the payment of debt; and the acquisition or construction of major capital facilities.

**Proprietary Funds**

Proprietary Fund reporting focuses on the determination of operating income, changes in net position, financial position, and cash flows. Proprietary funds distinguish operating revenue and expenses from nonoperating items. Operating revenue and expenses generally result from providing services and producing and delivering goods in connection with the proprietary fund's principle ongoing operations. All other revenues and expenses not meeting this definition are considered nonoperating. The County's enterprise funds may be used to account for any activity for which a fee is charged to external users of goods or services. The following is the County's major enterprise fund:

**Water and Sewer Fund.** The fund accounts for fees collected by the County for water and sewer services.

**Internal Service Funds**

Internal Service Funds are used to account for the financing of goods or services provided by one department to the other departments of the County on a cost-reimbursement basis. The County has four internal service funds:

**Equipment Operations** - to account for charges to other funds for the maintenance and repair of County equipment.

**Health Insurance** – to account for charges to other funds and contributions from employees and for the payment of health insurance premiums and benefits.

**Workers' Compensation** – to account for charges to other funds for the payment of workers' compensation premiums and benefits.

**Technology Fund** – to account for charges to other funds for the use of technology services and equipment purchased through the fund.

**Fiduciary Funds**

Fiduciary fund reporting focuses on net position and changes in net position. The County's agency funds account for assets held by the County's Tax Commissioner, Clerk of Court, Sheriff, Magistrate Court, Probate Court and Development Authority for other governments or individuals.

**Note 1 - Summary of Significant Accounting Policies - Continued**

**D. Measurement Focus**

**Government-Wide Financial Statements**

The government-wide financial statements are prepared using a flow of economic resources measurement focus. All assets and all liabilities associated with the operation of the County are included on the statement of net position. Government-wide financial statements for the Valdosta-Lowndes County Development Authority, the Valdosta-Lowndes Parks and Recreation Authority and the Lowndes County Board of Health are also presented.

**Fund Financial Statements**

All governmental funds are accounted for using a flow of current financial resources measurement focus. With this measurement focus, only current assets and current liabilities are generally included on the balance sheet. The statement of revenues, expenditures, and changes in fund balance reflects the sources (i.e., revenues and other financing sources) and uses (i.e., expenditures and other financing uses) of current financial resources.

This approach differs from the manner in which the governmental activities of the government-wide financial statements are prepared. Governmental fund financial statements, therefore, include reconciliation with brief explanations to better identify the relationship between the government-wide statements and the fund financial statements for governmental funds.

Like the government-wide financial statements, the enterprise and internal service funds are accounted for using a flow of economic resources measurement focus. All assets and all liabilities associated with the operation of these funds are included on the statement of net position. The statement of changes in revenues, expenses, and changes in net position presents increases (i.e., revenues) and decreases (i.e., expenses) in total net position. The statement of cash flows reflects how the County finances and meets the cash flow needs of its enterprise and internal service activities.

**E. Basis of Accounting**

Basis of accounting determines when transactions are recorded in the financial records and reported on the financial statements. Government-wide and enterprise and internal service fund financial statements are prepared using the accrual basis of accounting. Governmental funds use the modified accrual basis of accounting; enterprise funds and fiduciary funds use the accrual basis of accounting. Differences in the accrual and modified accrual basis of accounting arise in the recognition of revenue, the recording of deferred revenue, and in the presentation of expenses versus expenditures.

**Revenue—Exchange and Nonexchange Transactions**

Revenue resulting from exchange transactions, in which each party gives and receives essentially equal value, is recorded on the accrual basis when the exchange takes place. On the modified accrual basis, revenue is recognized in the year in which the resources are measurable and become available. Available means the resources will be collected within the current year or are expected to be collected soon enough thereafter to be used to pay liabilities of the current year. For the County, available means expected to be received within sixty days after year end.

**Note 1 – Summary of Significant Accounting Policies – Continued**

**E. Basis of Accounting -Continued**

**Revenues—Exchange and Nonexchange Transactions - Continued**

Nonexchange transactions, in which the County receives value without directly giving equal value in return, include property taxes, sales taxes, grants, entitlements, and donations. On the accrual basis, revenue from property taxes are recognized in the year for which the taxes are levied. Revenue from sales taxes is recognized in the period in which the sales are made. Revenue from grants, entitlements, and donations is recognized in the year in which all eligibility requirements have been satisfied. Eligibility requirements include timing requirements, which specify the year when the resources are required to be used or the year when use is first permitted; matching requirements, in which the County must provide local resources to be used for a specified purpose; and expenditure requirements, in which the resources are provided to the County on a reimbursement basis. On the modified accrual basis, revenue from nonexchange transactions must also be available before it can be recognized.

Under the modified accrual basis, the following revenue sources are considered both measurable and available at year end: sales taxes, charges for services, fines and forfeitures, grants, interest, and rent.

**Deferred Outflows/Inflows of Resources**

Deferred outflows of resources represent a consumption of net position that applies to a future period(s) and so will not be recognized as an outflow of resources (expense/expenditure) until then. The County has two items that qualifies for reporting in this category. One if the deferred charge on refunding of bonds reported in the enterprise funds and government-wide statements of net position. A deferred charge on refunding results from the difference in the carrying value of refunded debt and its reacquisition price. This amount is no longer reported net of debt and is deferred and amortized over the shorter of the life of the refunded or refunding debt. The other deferred charge related to pensions.

Deferred inflows of resources represent an acquisition of net position that applies to a future period(s) and so will not be recognized as an inflow of resources (revenue) until that time. The County has unavailable revenue, which arises only under the modified accrual basis of accounting that qualifies for reporting in this category on the governmental funds balance sheet.

The County also has deferred inflows and outflows related to the recording of changes in its net pension liability and net OPEB liability. Certain changes in the net pension liability are recognized as pension expense over time instead of all being recognized in the year of occurrence. Experience gains and losses result from periodic studies by the County’s actuaries which adjust the net pension liability for actual experiences for certain trend information that was previously assumed. These experience gains or losses are recorded as deferred outflows of resources or deferred inflows of resources and are amortized into pension expense over the expected remaining service lives of plan members. The difference between projected investment return on pension investments and actual return on those investments is also deferred and amortized against pension expense over a five-year period.

**Note 1 - Summary of Significant Accounting Policies - Continued**

**E. Basis of Accounting - Continued**

**Expenses/Expenditures**

On the accrual basis, expenses are recognized at the time they are incurred.

The measurement focus of governmental fund accounting is on decreases in net financial resources (expenditures) rather than expenses. Expenditures are generally recognized in the accounting period in which the related fund liability is incurred, if measurable. Allocations of cost, such as depreciation and amortization, are not recognized in governmental funds.

**F. Budgetary Process**

An annual budget is adopted (as required by law) by the County for the general, special revenue and capital projects funds. Although not legally required, the County also adopts a budget for the enterprise funds and internal service funds. The level of control (the level at which expenditures may not legally exceed appropriations) for each legally adopted annual budget is the department level. Supplemental appropriations out of the County's General Fund contingency account may be made by the Board of Commissioners to fund unforeseen expenditures within the County's governmental funds at any time during the year. The budgets are adopted on a basis consistent with generally accepted accounting principles (GAAP).

The County uses the following procedures in establishing the annual budgets:

1. Prior to July 1, the County Manager submits to the Board of Commissioners a proposed budget for the fiscal year commencing on that date. The operating budget includes proposed expenditures and the means of financing them.
2. Public hearings are conducted to obtain taxpayer comments. Notice is given at least ten days in advance by publication in the official organ of Lowndes County.
3. The budget is legally enacted through passage of an ordinance.
4. The County has a policy of budgeting on a departmental basis.
5. Formal budgetary integration is employed as a management control device during the year for the general fund, special revenue, capital project, internal service and enterprise funds.
6. Budgeted amounts are shown as amended throughout the year.

There were no excess of expenditures over appropriations at the department or individual funds levels.

**G. Encumbrances**

Encumbrance accounting, under which major purchase orders, contracts, and other commitments for the expenditures of monies are recorded to reserve that portion of the applicable appropriation, is employed as an extension of formal budgetary integration.

LOWNDES COUNTY, GEORGIA  
NOTES TO THE FINANCIAL STATEMENTS

**Note 1 - Summary of Significant Accounting Policies - Continued**

**G. Encumbrances - Continued**

Encumbrances outstanding at year-end represent the estimated amount of the expenditures ultimately to result if unperformed contracts in process at year-end are completed. Encumbrances outstanding at year-end do not constitute expenditures or liabilities. For budgetary purposes the encumbrances were recognized as expenditures and this is accounted for as an adjustment from the GAAP Basis to the Budgetary Basis. There were no encumbrances for the year ending June 30, 2020.

**H. Cash and Investments**

To improve cash management, cash received by the County is pooled and invested. Individual fund integrity is maintained through County records. Each fund's interest in the pool is presented as "Equity in Pooled Cash and Cash Equivalents."

Cash and cash equivalents that are held separately within departments of the County, and not included in the County Treasury, are recorded as "Cash and Cash Equivalents in Segregated Accounts."

Cash and cash equivalents of the Lowndes County Board of Health, the Valdosta-Lowndes Development Authority and the Valdosta-Lowndes County Parks & Recreation Authority component units are recorded as "Cash and Cash Equivalents in Segregated Accounts."

Investments are reported at fair value, except for repurchase agreements and non-negotiable certificates of deposit which are reported at cost. Fair value is based on quoted market prices.

Income from pooled investments is allocated only when contractually or legally required. All investment earnings not legally or contractually required to be credited to individual accounts or funds are credited to the General Fund.

For purposes of the combined statement of cash flows and for presentation on the statement of net position, investments of the cash management pool and investments with a maturity of three months or less at the time they are purchased by the County are considered to be cash and cash equivalents. Investments with a maturity of more than one year, and not purchased from the cash management pool, are reported as investments.

**I. Prepaid Items**

Prepaid items are for payments made by the County in the current year to provide services occurring in the subsequent fiscal year.

**J. Inventory**

Inventory is presented at cost and is expensed when used. Inventory consists of expendable supplies held for consumption.

**Note 1 - Summary of Significant Accounting Policies - Continued**

**K. Restricted Assets**

Assets are reported as restricted when limitations on their use change the nature or normal understanding of the availability of the asset. Certain resources set aside for the payment of bond debt and customer deposits for the water and sewer fund are classified as restricted assets on the balance sheet because their use is limited.

**L. Capital Assets**

General capital assets are capital assets which are associated with and generally arise from governmental activities. They generally result from expenditures in governmental funds. General capital assets are reported in the governmental activities column of the government-wide statement of net position but are not reported in the fund financial statements. Capital assets used by the enterprise funds are reported in both the business-type activities column of the government-wide statement of net position and in the respective funds.

All capital assets are capitalized at cost (or estimated historical cost) and updated for additions and reductions during the year. Donated capital assets are recorded at their estimated acquisition value. The County maintains a capitalization threshold of \$7,500. The County’s infrastructure consists of roads, bridges, and culverts for which the County chose to include all such items regardless of their acquisition date. The County was able to estimate the historical cost of the governmental activities infrastructure for the initial reporting of those assets. Improvements are capitalized; the costs of normal maintenance and repairs that do not add to the value of the asset or materially extend an asset’s life are not capitalized. Buildings, infrastructure, and water and sewer systems have salvage values estimated on the remaining value at the end of their estimated lives. Interest incurred during the construction of enterprise fund capital assets is also capitalized.

All capital assets are depreciated, except for land and improvements and construction in progress. Improvements are depreciated over the remaining useful lives of the related capital assets. Useful lives for infrastructure were estimated based on the County’s historical records of necessary improvements and replacement. Depreciation is computed using the straight-line method over the following useful lives.

<u>Description</u>	<u>Estimated Lives</u>
Buildings and Building Improvements	40–100 years
Improvements Other Than Buildings	40 years
Machinery and Equipment	5–20 years
Vehicles	6–20 years
Infrastructure	5–50 years
Water and Sewer Infrastructure	5–50 years

**M. Interfund Receivables/Payables**

On fund financial statements, receivables and payables resulting from short-term interfund loans or interfund services provided and used are classified as “Interfund Receivables/Payables.” Interfund balances within governmental activities and within business-type activities are eliminated on the government-wide statement of net position. The only interfund balances which remain on the government-wide statement of net position are those between governmental and business-type activities. These amounts are reflected as “Internal Balances.”

**Note 1 - Summary of Significant Accounting Policies - Continued**

**N. Compensated Absences**

Leave benefits are accrued as a liability as the benefits are earned if the employees' rights to receive compensation are attributable to services already rendered and it is probable the County will compensate the employees for the benefits through paid time off or some other means. The County records a liability for accumulated unused leave time when earned for all employees.

The entire compensated absences liability is reported on the government-wide financial statements.

On governmental fund financial statements, compensated absences are not recognized as a liability and expenditure except when they have matured. For enterprise funds, the entire amount of compensated absences is reported as a fund liability.

**O. Accrued Liabilities and Long-Term Obligations**

All payables, accrued liabilities, and long-term obligations are reported on the government-wide financial statements. All payables, accrued liabilities, and long-term obligations payable from the enterprise funds are reported on the enterprise fund financial statements.

In general, governmental fund payables and accrued liabilities are recognized as fund liabilities when incurred. However, required pension contributions that are paid from governmental funds are reported as liabilities on the fund financial statements only to the extent that they are due for payment during the current year. Loans and capital leases are recognized as a liability on the fund financial statements when due.

**P. Fund Equity**

Fund equity at the governmental fund financial reporting level is classified as fund balance. Fund equity for all other reporting is classified as net position.

**Fund Balance**

Generally, fund balance represents the difference between the assets and liabilities under the current financial resources measurement focus of accounting. In the fund financial statements, governmental funds report fund balance classifications that comprise a hierarchy based primarily on the extent to which the County is bound to honor constraints on the specific purposes for which amounts in those funds can be spent. Fund balances are classified as follows:

**Nonspendable:** Fund balances are reported as nonspendable when amounts cannot be spent because they are either (a) not in spendable form (i.e., items that are not expected to be converted to cash) or (b) legally or contractually required to be maintained intact.

**Restricted:** Fund balances are reported as restricted when there are limitations imposed on their use either through the enabling legislation adopted by the County or through external restrictions imposed by creditors, grantors or laws or regulations of other governments.

**Note 1 - Summary of Significant Accounting Policies - Continued**

**P. Fund Equity - Continued**

**Fund Balance - Continued**

**Committed:** Fund balances are reported as committed when they can be used only for specific purposes pursuant to constraints imposed by formal action of the County Board of Commissioners through the adoption of a resolution. Only the Board of Commissioners may modify or rescind the commitment.

**Assigned:** Fund balances are reported as assigned when amounts are constrained by the County's intent to be used for specific purposes, but are neither restricted nor committed. Through resolution, the Board of Commissioners has authorized the County's Finance Director to assign fund balances.

**Unassigned:** Fund balances are reported as unassigned as the residual amount when the balances do not meet any of the above criterion. Positive unassigned fund balance may be reported only in the General Fund. Negative unassigned fund balances may be reported in all funds.

The County has adopted a financial policy of maintaining a minimum balance in the total fund balance of the General Fund equal to 120 days of expenditures based on the annual daily average.

**Flow Assumptions**

When both restricted and unrestricted amounts of fund balance are available for use for expenditures incurred, it is the County's policy to use restricted amounts first and then unrestricted amounts as they are needed. For unrestricted amounts of fund balance, it is the County's policy to use fund balance in the following order: Committed, Assigned, Unassigned.

**Net Position**

Net position represents the difference between assets and liabilities in reporting which utilizes the economic resources measurement focus. Net investment in capital assets consists of capital assets, net of accumulated depreciation, reduced by the outstanding balances of any borrowing used (i.e., the amount that the County has spent) for the acquisition, construction or improvement of those assets. Net position is reported as restricted using the same definition as used for restricted fund balance as described in the section above. All other net position is reported as unrestricted.

The County applies restricted resources first when an expense is incurred for purposes for which both restricted and unrestricted net position is available.

**Q. Operating Revenues and Expenses**

Operating revenues are those revenues that are generated directly from the primary activity of the enterprise funds. For the County, these revenues are charges for services for water and sewer and street lighting. Operating expenses are the necessary costs incurred to provide the service that is the primary activity of the fund. Revenues and expenses not meeting these definitions are reported as nonoperating.

LOWNDES COUNTY, GEORGIA  
NOTES TO THE FINANCIAL STATEMENTS

**R. Interfund Transactions**

Transfers between governmental and business-type activities on the government-wide financial statements are reported in the same manner as general revenues.

Exchange transactions between funds are reported as revenues in the seller funds and as expenditures/expenses in the purchaser funds. Flows of cash or goods from one fund to another without a requirement for repayment are reported as Interfund transfers. Interfund transfers are reported as other financing sources/uses in governmental funds and after nonoperating revenues/expenses in enterprise funds. Repayments from funds responsible for particular expenditures/expenses to the funds that initially paid for them are not presented on the financial statements.

**S. Management Estimates**

The preparation of financial statements in conformity with accounting principles generally accepted in the United States of America requires management to make estimates and assumptions that affect the reported amounts of assets and liabilities, the disclosure of contingent assets and liabilities at the date of the financial statements, and the reported amounts of revenues and expenses during the reporting period. Actual results could differ from those estimates.

**Note 2 – Deposits and Investments**

**Deposits:** Custodial credit risk for deposits is the risk that, in the event of the failure of a depository financial institution, the County will not be able to recover deposits or will not be able to recover collateral securities that are in the possession of an outside party. At June 30, 2020 all of the County’s deposits were either covered by federal depository insurance, collateral pledged or collateralized through a multiple financial institution collateral pool.

Georgia law governs collateral requirements and forms of collateral under O.C.G.A. Section 45-8-12 which is incorporated by reference with the County’s Investment Policy. The County has no custodial credit risk policies requiring additional collateral.

The Georgia law requires that (1) all deposits shall be collateralized with 10 days of deposit by a surety bond, a guarantee of insurance, or collateral; (2) the face value of any surety bond, guarantee of insurance or collateral shall be at least 110% of the public funds being secured, net of deposit insurance; (3) if a depository elects the pooled method (O.C.G.A. Section 45-8-13.11), the aggregate market value of the pledged securities may not be less than 110% of the daily pool balance.

**Investments:** The County has no public investment funds. The County would follow state statutes and adopted investment policies if such investments were made in the future to avoid custodial credit risk.

**Interest Rate Risk:** The County has a formal investment policy that limits investment maturities to one year as a means of managing its exposure to fair value losing arising from increasing interest rates.

LOWNDES COUNTY, GEORGIA  
NOTES TO THE FINANCIAL STATEMENTS

**Note 3 – Property Taxes**

Property taxes include amounts levied against all real property, public utility property, and tangible personal property located in the County. The property taxes for Lowndes County are collected by the Lowndes County Tax Commissioners Office and remitted to the County monthly.

The property tax calendar is as follows:

- January 1 - Assessment date
- July 1 - Tax Assessors send returns to Tax Commissioner
- July 25 - Millage rate is set by the County Commission
- July 28 - County tax digest is submitted to the State Revenue Commissioner
- September 15 - Bills are mailed by Tax Commissioner
- November 15 - Due date for property taxes other than motor vehicles
- November 16 - Execution date for unpaid taxes

Taxes are collected throughout the year.

**Note 4 – Payment in Lieu of Taxes**

According to State law, the County has entered into agreements with a number of property owners under which the County has granted property tax abatements to those property owners and agreed to construct certain infrastructure improvements.

The property owners have agreed to make payments to the County to help pay the costs of the infrastructure improvements. The amount of those payments generally reflects all or a portion of the property taxes which the property owners would have paid if their taxes had not been abated. The property owners’ contractual promises to make these payments in lieu of taxes generally continue until the costs of the improvement have been paid or the agreement expires, whichever occurs first. Future development by those owners or others may result in subsequent agreements to make payments in lieu of taxes and may therefore spread the costs of the improvements to a larger number of property owners.

**Note 5 – Hotel/Motel Lodging Tax**

Lowndes County levies a 7% hotel motel lodging tax of which 3% is designated for the promotion of tourism, 1% is designated for the operations of the conference center and 1% is designated to the operations of the airport. All of the tourism and conference center funds are provided to the Valdosta-Lowndes County Conference Center & Tourism Authority which amounted to \$235,289. Lowndes County receives an annual budget and audit report from the Valdosta- Lowndes County Conference Center & Tourism Authority demonstrating that all expenditures of these funds were for promotion of tourism as required by O.C.G.A. 48-13-51. Collections of hotel motel lodging tax amounted to \$411,757. The balance of funds was used by the County to assist with appropriations to the Valdosta-Lowndes County Airport Authority bringing the total expenditures to 100% of revenues.

LOWNDES COUNTY, GEORGIA  
NOTES TO THE FINANCIAL STATEMENTS

**Note 6 – Receivables**

Receivables at June 30, 2020, consisted of accounts (billings for user charged services, including unbilled utility services), sales taxes, accrued interest, grants, interfund, and property taxes. All amounts due from other governments are considered collectible in full. Delinquent property taxes may be certified and collected as a special assessment, subject to foreclosure for nonpayment.

Receivables are recognized to the extent the amounts are determined material and substantiated, not only by supporting documentation but also by a reasonable systematic method of determining their existence, completeness, valuation, and collectability.

**Note 7 – Due from Other Governments**

A summary of the amounts due from other governments is as follows:

Special Revenue Funds

Nonmajor funds

Southern Judicial Circuit - ADR	\$ 4,539
Georgia Emergency Management Agency	8,703
Criminal Justice Coordinating Council	98,577
Georgia Department of Transportation	22,987
Georgia Department of Community Affairs	<u>714,311</u>
Total - Special Revenue Funds	<u>849,117</u>
Total - Due From Other Governments	<u>\$ 849,117</u>

LOWNDES COUNTY, GEORGIA  
 NOTES TO THE FINANCIAL STATEMENTS

**Note 8 – Capital Assets**

Capital asset activity for the year ended June 30, 2020 was as follows:

	<u>Balance at July 1, 2019</u>	<u>Additions</u>	<u>Reductions</u>	<u>Balance at June 30, 2020</u>
Primary Government				
Governmental Activities:				
Nondepreciable Capital Assets:				
Land	\$ 3,904,622	\$ -	\$ -	\$ 3,904,622
Construction in progress	<u>6,286,366</u>	<u>10,550,332</u>	<u>402,193</u>	<u>16,434,505</u>
Total Nondepreciable Capital Assets	<u>10,190,988</u>	<u>10,550,332</u>	<u>402,193</u>	<u>20,339,127</u>
Depreciable Capital Assets:				
Buildings and building improvements	\$ 86,973,375	\$ 396,217	\$ -	\$ 87,369,592
Improvements other than buildings	966,012	-	-	966,012
Machinery and equipment	28,698,307	1,340,103	1,008,920	29,029,490
Vehicles	9,849,634	1,074,002	2,179,473	8,744,163
Infrastructure	<u>332,776,900</u>	<u>288,092</u>	<u>-</u>	<u>333,064,992</u>
Total Depreciable Capital Assets	<u>459,264,228</u>	<u>3,098,414</u>	<u>3,188,393</u>	<u>459,174,249</u>
Less Accumulated Depreciation for:				
Buildings and building improvements	28,446,765	1,263,811	-	29,710,576
Improvements other than buildings	770,015	14,132	-	784,147
Machinery and equipment	18,134,288	1,512,059	1,008,190	18,638,157
Vehicles	8,571,199	590,398	2,181,351	6,980,246
Infrastructure	<u>294,526,280</u>	<u>3,417,072</u>	<u>-</u>	<u>297,943,352</u>
Total Accumulated Depreciation	<u>350,448,547</u>	<u>6,797,472</u>	<u>3,189,541</u>	<u>354,056,478</u>
Total Depreciable Capital Assets, Net	<u>108,815,681</u>	<u>(3,699,058)</u>	<u>(1,148)</u>	<u>105,117,771</u>
Governmental Activities Capital Assets, Net	<u>\$ 119,006,669</u>	<u>\$ 6,851,274</u>	<u>\$ 401,045</u>	<u>\$ 125,456,898</u>

LOWNDES COUNTY, GEORGIA  
 NOTES TO THE FINANCIAL STATEMENTS

**Note 8 – Capital Assets - Continued**

	<u>Balance at</u> <u>July 1, 2019</u>	<u>Additions</u>	<u>Reductions</u>	<u>Balance at</u> <u>June 30, 2020</u>
Business Type Activities:				
Nondepreciable Capital Assets:				
Land	\$ 2,710,543	\$ -	\$ -	\$ 2,710,543
Construction in progress	2,796,203	3,195,266	333,645	5,657,824
Total Nondepreciable Capital Assets	<u>5,506,746</u>	<u>3,195,266</u>	<u>333,645</u>	<u>8,368,367</u>
Depreciable Capital Assets:				
Water and sewer infrastructure	\$ 64,991,987	\$ 232,585	\$ -	\$ 65,224,572
Machinery and equipment	3,127,643	101,059	-	3,228,702
Vehicles	829,909	-	26,125	803,784
Total Depreciable Capital Assets	<u>68,949,539</u>	<u>333,644</u>	<u>26,125</u>	<u>69,257,058</u>
Less Accumulated Depreciation for:				
Water and sewer infrastructure	26,290,553	1,024,982	-	27,315,535
Machinery and equipment	2,114,772	134,269	-	2,249,041
Vehicles	408,708	85,205	26,125	467,788
Total Accumulated Depreciation	<u>28,814,033</u>	<u>1,244,456</u>	<u>26,125</u>	<u>30,032,364</u>
Total Depreciable Capital Assets, Net	<u>40,135,506</u>	<u>(910,812)</u>	<u>-</u>	<u>39,224,694</u>
Business Type Activities Capital Assets, Net	<u>\$ 45,642,252</u>	<u>\$ 2,284,454</u>	<u>\$ 333,645</u>	<u>\$ 47,593,061</u>

Depreciation was charged to governmental functions as follows:

Governmental activities:

General Government

Legislative and Executive	\$ 866,406
Judicial	330,890
Public Safety	2,023,829
Public Works	<u>3,576,347</u>

Total Depreciation Expense - Governmental Activities \$ 6,797,472

Business-type activities:

Water and Sewer \$ 1,244,456

Total Depreciation Expense - Business-type Activities \$ 1,244,456

The County has acquired five mini buses through grant funds and they are operated by a third-party contractor to provide transit services for which the contractor receives compensation directly from the users of the service. The County insures the mini buses and that insurance cost is paid back to the County by the third-party contractor. When the mini buses are no longer utilized, they are to be returned to the granting agency. These mini buses are not included in the capital assets of the County.

LOWNDES COUNTY, GEORGIA  
 NOTES TO THE FINANCIAL STATEMENTS

**Note 9 – Interfund Balances and Transfers**

Interfund receivable and payable balances as of June 30, 2020 are as follows:

	Due From		
	Nonmajor Governmental Funds	Street Lighting District Fund	Total
<u>Due To</u>			
General Fund	\$ 129,484	\$ 9,591	\$ 139,075
	<u>\$ 129,484</u>	<u>\$ 9,591</u>	<u>\$ 139,075</u>

Interfund transfers for the year ending June 30, 2020 consisted of the following:

	Transfer From				Total
	General Fund	Nonmajor Governmental Funds	Water and Sewer Fund	Landfill Fund	
<u>Transfer To</u>					
General Fund	\$ -	\$ 485,000	\$ 450,000	\$ 150,000	\$ 1,085,000
Nonmajor Governmental Fund	953,195	179,173	-	-	1,132,368
	<u>\$ 953,195</u>	<u>\$ 664,173</u>	<u>\$ 450,000</u>	<u>\$ 150,000</u>	<u>\$ 2,217,368</u>

The difference in interfund receivables and payables for government funds results from amounts due to and from business-type funds shown above. The interfund balances resulted from loans made to provide working capital for operations and projects and the time lag between dates that payments between funds are made.

Based on the number of employees of nonmajor governmental funds and business type funds, a calculation of charges to that fund is performed to pay for administrative services from the general fund for human resources, financial services, IT services and other management services. Transfers are budgeted for these charges from the general fund are transferred quarterly. Transfers to the 911 Fund, a nonmajor governmental fund, were to cover operational cost of that fund.

**Note 10 – Risk Management**

**A. Property and Liability**

The County is exposed to various risk of loss related to torts; theft of, damage to, and destruction of assets; errors and omissions; injuries to employees; and natural disasters. The County established a Health Insurance Fund and a Workers Compensation Fund (internal service funds) to account for and finance its uninsured risks of loss. Under this program, the Workers Compensation Fund provides coverage for up to a maximum of \$250,000 for each worker’s compensation claim, \$2,500 for each enforcement claim. The coverage has a \$1,000,000 cap. Settled claims have not exceeded this commercial coverage in any of the past three fiscal years.

LOWNDES COUNTY, GEORGIA  
 NOTES TO THE FINANCIAL STATEMENTS

**Note 10 – Risk Management - Continued**

**A. Property and Liability - Continued**

All funds of the County participate in the Health Insurance and Workers Compensation programs and make payments to the funds based on estimates of the amounts needed to pay prior and current-year claims and to establish a reserve for catastrophe losses. The Health Insurance Fund has a net position of \$131,047 and the Workers Compensation Fund has a net position balance of \$595,313 as of June 30, 2020. At June 30, 2020 the Health Insurance Fund has a claims liability of \$363,363 and the Workers Compensation Fund has a claims liability of \$620,000 reported based on the requirements of Governmental Accounting Standards Board Statement No. 10, which requires that a liability for claims be reported if information prior to the issuance of financial statements indicates that it is probable that a liability has been incurred at the date of the financial statements and the amount of the loss can be reasonably estimated.

Changes in the Health Insurance and Workers Compensation Funds claim liability amounts in fiscal 2019 and 2020 were:

<b>Fiscal Year 2019</b>	Beginning	Claims	Claims	Ending
		Estimates	Paid	
Group Health Fund	\$ 525,467	\$ 7,904,117	8,168,688	\$ 260,896
Workers' Compensation Fund	820,000	289,278	389,278	720,000
	<u>\$ 1,345,467</u>	<u>\$ 8,193,395</u>	<u>\$ 8,557,966</u>	<u>\$ 980,896</u>

<b>Fiscal Year 2020</b>	Beginning	Claims	Claims	Ending
		Estimates	Paid	
Group Health Fund	260,896	7,338,675	7,236,208	363,363
Workers' Compensation Fund	720,000	109,839	209,839	620,000
	<u>\$ 980,896</u>	<u>\$ 7,448,514</u>	<u>\$ 7,446,047</u>	<u>\$ 983,363</u>

**1) Health Care**

The County manages the employee health coverage uninsured except for a stop-loss policy. Included in the accounts payable of the Health Insurance Fund is an estimated liability of \$363,363 which reflects health claims incurred, but not processed prior to yearend. This health claims liability was estimated based on such claims paid subsequent to year end.

**2) Workers' Compensation**

The County participates in the ACCG- Group Self-Insurance Workers' Compensation Fund to pay all cost taxed against members in any legal proceeding defended by the members, all interest accruing after entry of judgment, and all expense incurred for investigation, negotiation, or defense.

Included in the accounts payable of the Workers Compensation Fund is an estimated liability of \$620,000 which reflects workers compensation claims incurred but not processed prior to year-end. This workers compensation liability was estimated in the annual actuarial report.

Settled claims in the past three years have not exceeded the coverage. There was no significant reduction in insurance coverage from the prior year.

LOWNDES COUNTY, GEORGIA  
 NOTES TO THE FINANCIAL STATEMENTS

**Note 11 –Pension Plan**

**Plan Description**

The County contributes to the Association County Commissioners of Georgia (ACCG) Defined Benefit Plan (Plan), an agent multiple-employer public employee retirement system that acts as a common investment and administrative agency for participating counties in Georgia.

The Plan’s financial statements are prepared on an accrual basis, modified to include unrealized gains or losses on marketable securities owned by the Plan.

Plan member contributions are recognized in the period in which contributions are due. County contributions are recognized when due and the County has made a formal commitment to provide the contributions. Benefits and refunds are recognized when due and payable.

Investments in securities are valued at current market prices. The trust fund is invested, approximately, in 70% equities and 30% fixed income securities on a cost basis.

The Trustees for the Association County Commissioners of Georgia (ACCG) Pension Plan and Trust oversees the administration, investment and funding of the Association County Commissioners of Georgia Retirement Program for member employers.

The County contributes to the Association County Commissioners of Georgia (“ACCG”) Defined Benefit Plan, an agent multiple-employer public employee retirement system that acts as a common investment and administrative agent for participating counties in Georgia.

**Plan Membership**

Participant counts as of January 1, 2019, (the date of the most recent actuarial valuation date) and covered compensation based on covered earnings for the preceding year) are shown below:

Retirees, beneficiaries and disables receiving benefits	230
Terminated plan members entitled to but not yet receiving benefits	314
Active plan members	487
Total number of plan participants	<u>1,031</u>
 Covered compensation for active participants	 \$ 20,949,614

**Benefits**

The specific benefit provisions of the County’s plan were established by an adoption agreement executed by the County Board of Commissioners. The Plan provides for benefits upon retirement, death, disablement, and termination of employment, if certain eligibility conditions are met.

**Contributions**

The County is required to contribute annually at an actuarially determined rate. Section 47-20 of the Georgia Code set forth the minimum funding standards for state and local governmental pension plans. Administrative expenses are based on total covered compensation of active plan participants and are added to the state-required annual fund requirement.

LOWNDES COUNTY, GEORGIA  
 NOTES TO THE FINANCIAL STATEMENTS

**Note 11 –Pension Plan – Continued**

**Contributions - Continued**

The Georgia Constitution enables the governing authority of the County, the Board of Commissioners, to establish, and amend from time-to-time the contribution rates for the County and its plan participants.

The annual County contribution to the Plan is determined using the actuarial basis described in the annual valuation report. The annual County contribution meets or exceeds the minimum funding requirements of Georgia Statute 47-20. The County contributions for the year ending December 31, 2019 were \$4,188,517. The governmental fund that contributed to the pension plan include the General, the Special Services, the Commissary, the Intergovernmental, the Jail Operations, the 911 Emergency Telephone, the Victim Assistance, and the Equipment. The business-type funds that contributed to the pension plan include the Water & Sewer and the Landfill.

**Net Pension Liability**

The County’s net pension liability was measured as of December 31, 2019, and the total pension liability used to calculate the net pension liability was determined by an actuarial valuation as of January 1, 2020. The amount recognized as by the County as the net pension liability was \$22,393,102

*Actuarial assumptions.* The actuarial assumptions used for the January 1, 2020 valuation was applied to all periods included in the measurement were as follows:

Investment return	7.00%
Future salary increases	3.50% per year with an age based scale as follows:
<u>Age</u>	<u>Salary Increase</u>
Under 30	3.5% rate plus 1.5%
30-39	3.5% rate plus 1.0%
40-49	3.5% rate less 0.5%
50+	3.5% rate less 10%
Mortality	Pub-2010 GE (50%) & PS (50%) Amt-Weighted with Scale AA to 2019

The long-term expected rate of return on pension plan investments was determined using a building-block method in which best-estimate ranges of expected future real rates of return (expected returns, net of pension plan investment expense and inflation) are developed for each major asset class. These ranges are combined to produce the long-term expected rate of return by weighting the expected future real rates of return by the target asset allocation percentage and by adding expected inflation.

The target allocation and best estimates of arithmetic real rates of return for each major asset class are summarized in the following table:

<u>Asset Class</u>	<u>Target Allocation</u>	<u>Range</u>
Fixed income	30%	25%-35%
Equities:	70%	65%-75%
Large Cap	30%	25%-35%
Mid Cap	5%	2.5%-10%
Small Cap	5%	2.5%-10%
REIT	5%	2.5%-10%
International	15%	10%-20%
Multi Cap	5%	2.5%-10%
Global Allocation	5%	2.5%-10%

LOWNDES COUNTY, GEORGIA  
 NOTES TO THE FINANCIAL STATEMENTS

**Note 11 –Pension Plan - Continued**

*Discount rate.* The discount rate used to measure the total pension liability was 7.00%. The projection of cash flows used to determine the discount rate assumed that employee contribution will be made at the current contribution rate and that County contributions will be made at rates equal to the difference between actuarially determined contribution rates and the employee rate. Based on those assumptions, the pension plan’s fiduciary net position was projected to be available to make all projected future benefit payments of current active and inactive employees. Therefore, the long-term expected rate of return on pension plan investments was applied to all periods of projected benefit payments to determine the total pension liability.

**Changes in the Net Pension Liability**

	Total Pension Liability (a)	Fiduciary Net Pension (b)	Net Pension Liability (a)-(b)
Balance at December 31, 2018	\$ 69,626,483	\$ 44,648,949	\$ 24,977,534
Changes for the year:			
Service cost	1,366,853	-	1,366,853
Interest	4,772,513	-	4,772,513
Liability experience (gain)/loss	1,389,679	-	1,389,679
Assumption Change	2,562,735	-	2,562,735
Employer contributions	-	4,188,517	(4,188,517)
Employee contributions	-	-	-
Net investment income	-	8,853,687	(8,853,687)
Benefit payment	(2,895,462)	(2,895,462)	-
Administrative expense	-	(106,138)	106,138
Other changes	-	(259,854)	259,854
Net Changes	<u>7,196,318</u>	<u>9,780,750</u>	<u>(2,584,432)</u>
Balance at December 31, 2019	<u>\$ 76,822,801</u>	<u>\$ 54,429,699</u>	<u>\$ 22,393,102</u>

**Sensitivity of the Net Pension Liability to Changes in the Discount Rate**

The following presents the net pension liability of the County, calculated using the discount rate of 7.0%, as well as what the County’s net pension liability would be if it were calculated using a discount rate that is 1-percentage-point lower (6.0%) or 1-percentage-point higher (8.0%) than the current rate:

	<u>6.00%</u>	<u>7.00%</u>	<u>8.00%</u>
Total Pension Liability	\$ 86,893,953	\$ 76,822,801	\$ 68,477,925
Fiduciary Net Position	<u>54,429,699</u>	<u>54,429,699</u>	<u>54,429,699</u>
Net Pension Liability	<u>\$ 32,464,254</u>	<u>\$ 22,393,102</u>	<u>\$ 14,048,226</u>

LOWNDES COUNTY, GEORGIA  
 NOTES TO THE FINANCIAL STATEMENTS

**Note 11 –Pension Plan - Continued**

**Pension Expense and Deferred Outflows of Resources and Deferred Inflow of Resources Related to Pensions**

For the year ended June 30, 2020, the County recognized pension expense of \$5,921,427. At June 30, 2020, the County reported deferred outflows of resources and deferred inflow of resources related to pensions from the following sources:

	<u>Net Deferred Outflows</u>	<u>Net Deferred Inflows</u>
Net difference between projected and actual earnings on pension plan investments	\$ 3,277,765	\$ (5,693,630)
Differences between expected and actual experience	1,505,814	-
Assumption changes	3,503,636	(158,050)
Contributions made after the measurement date	3,806,155	-
Total	<u>\$ 12,093,370</u>	<u>\$ (5,851,680)</u>

The \$3,806,155 reported as deferred outflows of resources resulting from County contributions subsequent to the measurement date will be recognized as a reduction of the net pension liability in the year ended June 30, 2020. Other amounts reported as deferred outflow of resources and deferred inflow of resources as related to pensions will be recognized in pension expense as follows:

Year ended June 30,	
2019	\$ 1,560,481
2020	\$ 925,426
2021	\$ 975,643
2022	\$ (1,026,015)
2023	\$ -

**Payable to the Pension Plan**

At June 30, 2020 the County reported a payable of \$1,575,785 for the outstanding amount of contributions to the pension plan required for the year ended December 31, 2020. Subsequent to the valuation date of January 1, 2020 the county made a contribution of \$4,429,740. For the current year and all prior years all governmental, enterprise and internal service funds that compensate employees provide retirement contributions that are paid in toward the net pension obligation.

A copy of additional financial information from the Plan financial reports can be obtained from GEBCorp, 400 Galleria Parkway, Suite 1250, Atlanta, Georgia 30339.

In addition to the above retirement plan, of which the County is administrator, the following retirement plans are in effect but are not under the direct control of the County:

- 1) Judges of the Probate Courts Retirement Fund of Georgia
- 2) Clerk of Superior Court Retirement Fund
- 3) Sheriffs’ Retirement Fund of Georgia
- 4) Peace Officers’ Annuity and Benefit Fund of Georgia
- 5) Georgia Firefighters’ Pension Fund

These plans provide for certain sums from marriage licenses, fees, fines and forfeitures to be remitted directly to the pension plans before the payment of any costs or other claims. GASB Statement #68 valuation reports and schedules can be found on their respective web sites.

**Note 12 - Deferred Compensation Plan**

The County offers its employees a deferred compensation plan created in accordance with Internal Revenue Code (IRC) Section 457. The plan, available to all employees, permits them to defer a portion of their salary until future years. The deferred compensation is not available to employees until termination, retirement, death, or unforeseeable emergency.

The assets of the plan are held in trust, (custodial account or annuity contract) as described in IRC Section 457(g) for the exclusive benefit of the participants (employees) and their beneficiaries. The custodian thereof for the exclusive benefit of the participants holds the custodial account for the beneficiaries of this Section 457 plan, and the assets may not be diverted to any other use. The Administrators are agents of the employer for the purposes of providing direction to the custodian of the custodial account from time to time for the investment of funds held in the account, transfer of assets to or from the account and all other matters. In accordance with the provisions of GASB Statement 32, plan balances and activities are not reflected in Lowndes County, Georgia's financial statements.

**Note 13- Other Post-Employment Benefits**

**Plan Description**

In addition to providing pension benefits, in accordance with County resolution, the County provides certain health care benefits for retired employees. The County's employees who are eligible for retirement benefits under the pension plan are also eligible for post-employment health care benefits.

This single employer defined benefit health plan is governed by the County Board of Commissioners. The County has made no commitments to maintain this program. The benefits of the plan are not vested and may be modified or eliminated at any time. A separate financial statement is not issued for the plan.

**Eligibility**

Retirees who meet one of the following requirements are eligible to continue coverage through the County's self-insured health insurance program:

- Age 65
- Must have 10 or more years of service with Lowndes County, and be at least 55 years of age or
- Must have a combination of years of service and attained age equal to 75, with a minimum age of 55.
- Must have 10 or more years of services with Lowndes County and be deemed to be totally disabled by the Federal Social Security Administration.

Retirees may stay on the plan for their lifetime by making the required contribution. Dependents may participate for the lifetime of the retiree as long as the retiree pays the required contribution for dependent coverage.

LOWNDES COUNTY, GEORGIA  
 NOTES TO THE FINANCIAL STATEMENTS

**Note 13– Other Post-Employment Benefits - Continued**

**Eligibility - Continued**

The monthly retiree contributions are as follows:

Medical Tier	Non-Medicare Eligible Retiree	Medicare Eligible Retiree
Retiree Only	\$ 205.00	\$ 115.00
Family	\$ 315.00	\$ 175.00

Once the covered member becomes eligible for Medicare, the County’s plan pays claim secondary to Medicare.

**Fund Membership**

The following schedule (derived from the most recent actuarial valuation report) reflects membership in the OPEB Plan as of June 30, 2019:

Inactive members or beneficiaries currently receiving benefits	85
Inactive members entitled to but not yet receiving benefits	-
Active members	<u>401</u>
Total membership	<u><u>486</u></u>

**Funding Policy**

The contribution requirements of plan members and the County are established and may be amended by the Board of Commissioners. The required contribution is based on a projected pay-as-you-go financing requirement as determined by the Board of Commissioners. No contributions are being accumulated in a trust.

**Actuarial Methods and Assumptions**

The total OPEB liability was determined by an actuarial valuation as of June 30, 2019, using the following key actuarial assumptions and inputs:

Inflation	3.00%
Real wage growth	0.50%
Wage inflation	3.50%
Salary increases, including wage inflation	3.50% - 6.00 %
Municipal Bond Index Rate	
Prior measurement date	3.87%
Measurement date	3.50%
Health Care Cost Trends	
Pre-Medicare	7.00% for 2019 decreasing to an ultimate rate of 4.50% by 2026
Medicare	5.00% for 2019 decreasing to an ultimate rate of 4.50% by 2021

LOWNDES COUNTY, GEORGIA  
 NOTES TO THE FINANCIAL STATEMENTS

**Note 13– Other Post -Employment Benefits - Continued**

**Actuarial Methods and Assumptions – Continued**

The discount rate was based on the June average of the Bond Buyer General Obligation 20-year Municipal Bond Index published by The Bond Buyer.

Mortality rates were based on the Pub-2010 GE (50%0 & PS (50%) Amt-Weighted with Scale AA to 2020.

The demographic actuarial assumptions for retirement, disability incidence, withdrawal, and salary increases used in the June 30, 2019 valuation were based on the pension valuation prepared by GEBCorp as of January 1, 2019.

The remaining actuarial assumptions (e.g., initial per capital costs, health care cost trends, etc.) used in the valuation were based on a review of recent plan experience done concurrently with the June 30, 2019 valuations.

**Sensitivity of the Total OPEB Liability to Changes in the Health Care Cost Trend Rate**

Health Care Cost Trend Rate Sensitivity			
	1% Decrease	Current Discount Rate	1% Increase
Total OPEB Liability \$	49,748,011	\$ 59,936,692	\$ 73,141,611

**Sensitivity of the Total OPEB Liability to Changes in the Discount Rate**

Discount Rate Sensitivity			
	1% Decrease (2.50%)	Current Discount Rate (3.50%)	1% Increase (4.50%)
Total OPEB Liability \$	71,852,144	\$ 59,936,692	\$ 50,574,929

**Changes in the Total OPEB Liability**

Total OPEB Liability as of June 30, 2018	\$ 55,435,518
Changes for the year:	
Service Cost at the end of the year*	3,047,265
Interest on TOL and Cash Flows	2,125,363
Changes in benefit terms	-
Difference between expected and actual experience	(4,482,000)
Changes of assumptions or other inputs	4,853,623
Benefit payments	(1,043,077)
Other	-
Net changes	4,501,174
Total OPEB Liability as of June 30, 2019	<u>\$ 59,936,692</u>

\*The service cost includes interest for the year.

LOWNDES COUNTY, GEORGIA  
 NOTES TO THE FINANCIAL STATEMENTS

**Note 13– Other Post -Employment Benefits - Continued**

**OPEB Expense and Deferred Outflows and Inflows of Resources**

For the year ended June 30, 2020, the County recognized OPEB expense of \$4,469,149.

The following table provide the summary of the deferred outflows of resources and deferred inflows of resources as of June 30, 2019:

	<u>Deferred Outflows of Resources</u>	<u>Deferred Inflows of Resources</u>
Differences between expected and actual experience	\$ 1,671,138	\$ 3,846,255
Changes of assumptions and other inputs	<u>4,165,166</u>	<u>5,820,027</u>
Total	<u>\$ 5,836,304</u>	<u>\$ 9,666,282</u>

Amounts reported as deferred outflows and inflows of resources related to OPEB benefits will be recognized in the OPEB expense as follows:

Measurement Period Ended		
<u>June 30,</u>		
2019		\$ (703,479)
2020		(703,479)
2021		(703,479)
2022		(703,479)
2023		(703,479)
Thereafter		(312,583)

**Note 14 – Compensated Absences**

It is the County’s policy to permit employees to accumulate earned but unused leave benefits. A maximum of 192 hours of unused leave benefits will be paid to employees upon separation from County service. In the normal course of business, all payments of these accumulated benefits will be funded from appropriations of the year in which they are to be paid from the fund for which the employee’s compensation is funded. While the General Fund covers a majority of the cost of compensated absences, Commissary, Jail Operations, Drug Abuse Treatment, 911 Emergency Telephone, Victim Witness and Special Services funds all contribute to compensated absences for employees paid through those funds.

	<u>Balance at July 1, 2019</u>	<u>Additions</u>	<u>Reductions</u>	<u>Balance at June 30, 2020</u>	<u>Amount Due In One Year</u>
Primary Government:					
Governmental Activities:					
Compensated absences	\$ 1,366,792	\$ 858,233	\$ 765,404	\$ 1,459,621	\$ 817,388
Business Type Activities:					
Compensated absences	<u>58,371</u>	<u>44,051</u>	<u>32,688</u>	<u>69,734</u>	<u>39,051</u>
Total Primary Government	<u>\$ 1,425,163</u>	<u>\$ 902,283</u>	<u>\$ 798,091</u>	<u>\$ 1,529,355</u>	<u>\$ 856,439</u>

LOWNDES COUNTY, GEORGIA  
 NOTES TO THE FINANCIAL STATEMENTS

**Note 15 - Capital Leases**

As of December 1, 2003, the County issued bonds through the Central Valdosta Development Authority for the purchase of the Judicial Complex. During FY13 the bonds held by the Central Valdosta Development Authority were refunded and new bonds were issued through the Lowndes County Public Facility Authority. The county entered into an agreement with the Lowndes County Public Facility for the purchase of the Judicial Complex and payment of the bonds.

Various capital leases have been entered into for the acquisition of equipment. The assets acquired through capital leases for governmental and business-type activities are as follows:

Equipment	\$4,704,773
Less: Accumulated Depreciation	<u>(4,239,247)</u>
Total	<u>\$ 465,526</u>

The FY20 amortization expense of \$117,048 for governmental funds was included in the depreciation expense.

**Intergovernmental Agreement**

As of December 2019, the County entered into an intergovernmental funding agreement with the Valdosta-Lowndes County Development Authority to secure bonds issued by the Authority for \$ 17,395,000 to refinance prior bonds and finance acquisition and development of industrial sites. The bonds have a variable fixed interest rate. The bonds mature December 1, 2034. The balance as of June 30, 2020 is \$ 17,395,000.

**Note 16 – Long-Term Debt**

The following is a summary of long-term debt transactions of the County for the year ended June 30, 2020:

	<u>Balance at July 1, 2019</u>	<u>Additions</u>	<u>Reductions</u>	<u>Balance at June 30, 2020</u>	<u>Amount Due In One Year</u>
<b>Governmental Activities</b>					
Capital lease - General Fund	\$ 294,180	\$ -	\$ 147,090	\$ 147,090	\$ 147,090
Total Capital Leases	<u>294,180</u>	<u>-</u>	<u>147,090</u>	<u>147,090</u>	<u>147,090</u>
Bonds - Public Facility Authority	4,835,000	-	925,000	3,910,000	940,000
Unamortized Bond Premium	160,827	-	40,808	120,019	42,666
Total Bonds Payable	<u>4,995,827</u>	<u>-</u>	<u>965,808</u>	<u>4,030,019</u>	<u>982,666</u>
Total Governmental Activities	<u>\$ 5,290,007</u>	<u>\$ -</u>	<u>\$ 1,112,898</u>	<u>\$ 4,177,109</u>	<u>\$ 1,129,756</u>

LOWNDES COUNTY, GEORGIA  
 NOTES TO THE FINANCIAL STATEMENTS

**Note 16 – Long-Term Debt – Continued**

	Balance at <u>July 1, 2019</u>	<u>Additions</u>	<u>Reductions</u>	Balance at <u>June 30, 2020</u>	Amount Due <u>In One Year</u>
<b><u>Business - Type Activities</u></b>					
Revenue Bonds (2016)	\$ 4,970,000	\$ -	\$ 780,000	\$ 4,190,000	\$ 795,000
GEFA Note 2014L12WQ	541,917	-	258,965	282,952	261,097
GEFA Note CW2018001	288,707	155,236	32,005	411,938	-
Unamortized Bond Premium	101,563	-	24,959	76,604	22,371
	<u>\$ 5,902,187</u>	<u>\$ 155,236</u>	<u>\$ 1,095,929</u>	<u>\$ 4,961,494</u>	<u>\$ 1,078,468</u>
Total Business-Type Activities	<u>\$ 5,902,187</u>	<u>\$ 155,236</u>	<u>\$ 1,095,929</u>	<u>\$ 4,961,494</u>	<u>\$ 1,078,468</u>

Internal service funds predominately provide service to the governmental funds. Accordingly, the long-term liabilities for them are included as part of the totals for governmental activities. The additions to capital leases from the internal service Equipment Fund are accounted for in the government-wide statement of net position but are not reflected in the governmental fund statements which do not include the internal service funds.

Governmental activities debt is paid for by direct appropriation of funds for the Lowndes County Public Facility Authority lease in the general fund and by allocation of rental payments for capital assets from applicable general fund departments.

The original issue date, interest rate and original issue amount for the County’s long-term obligations are as follows:

	<u>Purpose</u>	Original Issue Date	Interest Rate	Original Issue Amount	Maturity Date	Annual Installments
<b>Governmental Activities</b>						
Capital Lease	Equipment	2007	3.95%	\$ 2,048,000	2021	Variable
Bonds	Judicial/Admin Complex Building	2012	Fixed	\$ 9,265,000	2024	Variable
Capital Lease	Computer Equipment	2017	0.00%	\$ 735,450	2021	Fixed
<b>Business Activities</b>						
Revenue Bonds	Water & Sewer Capital Improvements	2013	Fixed	\$ 7,545,000	2025	Variable
GEFA Note 2014L12WQ	Water & Sewer Capital Improvements	2014	0.82%	\$ 1,710,000	2022	Variable
GEFA Note CW2018001	Water & Sewer Capital Improvements	2018	0.81%	\$ 1,734,000	Pending	Pending

LOWNDES COUNTY, GEORGIA  
 NOTES TO THE FINANCIAL STATEMENTS

**Note 16 – Long-Term Debt – Continued**

Fixed interest rates on the Judicial Complex Building bonds range from 2.00% in 2013 to 3.00% in 2024. Annual principal installments range from \$850,000 in 2017 to \$1,020,000 in 2024.

The County obtained a capital lease for computer equipment in the amount of \$735,450 in August 2017. Annual payments of \$147,090 are paid at 0% interest and the lease matures in August 2020.

Fixed interest rates on the Water & Sewer revenue bonds range from 2.00% in 2013 to 3.00% in 2022. Annual principal installments range from \$715,000 in 2013 to \$880,000 in 2025.

On November 17, 2014, the County obtained loan number 2014L12WQ from the Georgia Environmental Finance Authority (GEFA) in the amount of \$1,285,219 for upgrades to the Alapaha Wastewater Treatment Plant. The loan bears an interest rate of .82% and will be amortized with monthly payments of \$21,870 will mature in July 2021.

On November 2, 2017, the County obtained loan number CW2019001 from the Georgia Environmental Finance Authority (GEFA) in the amount of \$1,734,000 for acquiring, constructing and installing environmental facilities. The loan bears an interest rate of .81% and amortization is pending completion of the project.

The following is a summary of the County's future annual debt service requirements on long-term obligations:

Governmental Activities

Year Ending June 30,	<u>Bonds</u>		<u>Capital Lease</u>	
	<u>Principal</u>	<u>Interest</u>	<u>Principal</u>	<u>Interest</u>
2021	\$ 982,666	\$ 107,900	\$ 147,090	\$ -
2022	994,194	89,100	-	-
2023	1,017,146	60,300	-	-
2024	1,036,013	30,600	-	-
<b>Total</b>	<b>\$ 4,030,019</b>	<b>\$ 287,900</b>	<b>\$ 147,090</b>	<b>\$ -</b>

Business Activities

Year Ending June 30,	<u>Revenue Bonds</u>		<u>GEFA Note 2014L12WQ</u>	
	<u>Principal</u>	<u>Interest</u>	<u>Principal</u>	<u>Interest</u>
2021	\$ 817,371	\$ 100,300	\$ 261,097	\$ 1,340
2022	834,645	84,400	21,855	15
2023	850,410	59,950	-	-
2024	876,099	34,900	-	-
2025	888,079	17,600	-	-
<b>Total</b>	<b>\$ 4,266,604</b>	<b>\$ 297,150</b>	<b>\$ 282,952</b>	<b>\$ 1,355</b>

LOWNDES COUNTY, GEORGIA  
 NOTES TO THE FINANCIAL STATEMENTS

**Note 17 – Legal Debt Margin**

The legal debt limit of the County for general obligation debt is determined by the Constitution of Georgia to be 10% of the total assessed value of all real, personal, and public utility property less any debt applicable to the limit. The legal debt margin as June 30, 2020 was \$306,951,000, based on a total assessed values of \$3,109,814,000 and with general obligation debt of \$4,030,000 outstanding.

**Note 18 – Landfill Postclosure Cost**

State and federal laws and regulations require the County to cover a landfill and maintain monitoring functions for thirty years after closure. The County has accrued the expected postclosure cost for the landfill that closed November 1996. The amount accrued of \$880,933 represents 100% of the total estimated remaining postclosure cost which is made up of estimated monitoring costs and maintenance costs. This estimate is subject to change based on changes in technology or applicable laws and regulations. Solid waste host fees are utilized to cover the postclosure cost.

	Balance at <u>July 1, 2019</u>	<u>Additions</u>	<u>Reductions</u>	Balance at <u>June 30, 2020</u>	Amount Due <u>In One Year</u>
Business Type Activities:					
Postclosure care cost	\$ <u>866,207</u>	\$ <u>14,726</u>	\$ <u>-</u>	\$ <u>880,933</u>	\$ <u>80,085</u>

**Note 19 – Insurance Pools**

**A. ACCG – Group Self-Insurance Workers Compensation and Interlocal Risk Management Agency**

The County may be subject to risk of loss due to torts; theft of, damage to, and destruction of assets; errors and omissions; injuries to employees; and natural disasters. The County covers these risks through the purchase of insurance coverage through ACCG- Group Self-Insurance Workers’ Compensation Fund and the ACCG-Interlocal Risk Management Agency. These are public entity risk pools currently operating as common risk management and insurance programs for member local governments.

As part of these risk pools, the County is obligated to pay all contributions and assessments as prescribed by the pools, to cooperate with the pool’s agents and attorneys, to follow loss reduction procedures established by the funds, and to report as promptly as possible, and in accordance with any coverage descriptions issued, all incidents which could result in the funds being required to pay any claim of loss. The County is also to allow the pool’s agents and attorneys to represent the County in investigation, settlement discussions, and all levels of litigation arising out of any claim made against the County within the scope of loss protection furnished by the funds.

The funds are to defend and protect the members of the funds against liability or loss as prescribed in the member government contract and in accordance with the worker’s compensation law of Georgia. The funds are to pay all cost taxed against members in any legal proceeding defended by the members, all interest accruing after entry of judgment, and all expense incurred for investigation, negotiation, or defense.

Settled claims in the past three years have not exceeded the coverage. There was no significant reduction in insurance coverage from the prior year.

LOWNDES COUNTY, GEORGIA  
NOTES TO THE FINANCIAL STATEMENTS

**Note 20 – Joint Ventures**

The County and the City of Valdosta jointly govern the Valdosta-Lowndes County Airport Authority and the Valdosta-Lowndes County Conference Center and Tourism Authority as is described in Note 1 - Reporting Entity. The County does not retain an ongoing financial interest or responsibility in the Valdosta-Lowndes County Airport Authority.

The County, in conjunction with cities and counties in the (10) county South Georgia area are members of the Southern Georgia Regional Commission. Membership in a Regional Commission is automatic for each municipality and county in the state. The official Code Georgia Section 50-8-34 (Georgia Planning Act of 1989) provides for the organizational structure of the Regional Commission's. Each county and municipality in the state is required by law to pay minimum annual dues to the Regional Commission. The County paid annual dues in the amount of \$70,297 to the Regional Commission for the year ended June 30, 2020. The Regional Commission Board membership includes the Chief elected official of each county and the Chief elected official of each municipality. The County Board members and municipal Board members from the same county elect one member of the Board who is a resident (but not an elected or appointed official or employee of the County or municipality to serve as the non-public Board member from a County.

The Georgia Planning Act of 1989 (O.C.G.A. 50-8-34) defines Regional Commissions as “public agencies and instrumentality’s of their members”. Georgia laws also provide that the member governments are liable for any debts or obligations of a Regional Commission beyond its resources. (O.C.G.A. 50-8-39.1)

A copy of the financial report can be obtained at the following address:

Southern Georgia Regional Commission  
3395 Harris Road  
Waycross, Georgia 31503

**Note 21 – Related Party Transactions**

The County appropriated \$393,366 to the Valdosta - Lowndes County Airport Authority and \$235,289 to the Valdosta-Lowndes County Conference Center and Tourism Authority.

**Note 22 – Contingent Liabilities**

The site purchased for building of the Judicial and Administrative Complex was given environmental clearance at the time of sale but it was discovered that there was leakage of petroleum products from a former gas station site that had not been detected. The County has completed the process of cleaning up the site in cooperation with the Environmental Protection Agency and will receive some funding from them for the cleanup cost. There will be continued monitoring of the site and the County will incur the cost for that monitoring.

The County participates in federal and state assisted grant programs subject to program compliance audits by the grantors or their representatives. It is the County’s opinion that no material unrecorded liabilities will arise from audits previously performed or to be performed. Regardless, receipt of these federal and state grant revenues is not assured in the future.

LOWNDES COUNTY, GEORGIA  
NOTES TO THE FINANCIAL STATEMENTS

**Note 22 – Contingent Liabilities – Continued**

*Commitments.* The County is contingently liable for the obligations of authorities through funding agreements. The first is with the Valdosta-Lowndes Development Authority guaranteeing the funding necessary for the repayment of Valdosta-Lowndes Development Authority Revenue Bonds, Series 2019, in the aggregate principal amount of \$17,395,000.

*Commitments.* The second funding agreement is with the Hospital Authority of Valdosta and Lowndes County, Georgia guaranteeing the funding necessary for the repayment of Hospital Authority of Valdosta and Lowndes County, Georgia Revenue Certificates, Series 2014B, in the aggregate principal amount of \$148,280,000. The certificates are to be retired from revenues generated from the operations of South Georgia Medical Center.

*Litigation.* The County is a defendant in a number of claims and lawsuits. The County Attorney has reviewed these claims and lawsuits, and has concluded that it is not possible to evaluate the probability of an unfavorable outcome or to estimate the amount of potential loss. As a result and pursuant to Financial Accounting Standards Board Statement No. 5 (Accounting for Contingencies), no liabilities have been recorded. County management is of the opinion that any actual losses will not be material to the County.

*Liability Insurance.* The County acquires insurance for liability claims. The County is responsible for the first \$2,500 per occurrence for general liability and the first \$5,000 per occurrence for Public Officials Liability, Law Enforcement Liability, errors, and omissions

**Note 23 – Accountability**

*Deficit Net Positions and Fund Balances*

The following fund had a deficit at June 30, 2020:

Enterprise Fund:

Special Tax Lighting District Fund – The net position deficit of \$38,659 is due to rising utility cost. The Board of Commissioners has revised the fee structures to fund the deficit.

**Note 24 – Assignment**

Georgia code section 48-8-91 requires local governments collecting local option sales tax to calculate a reduction of the local millage rate based on the prior year collections of the local option sales tax. The assignment of fund balance for property tax roll back, accounts for the annual collection of local option sales tax fund that will be used in the calculation for the next year’s millage rate reduction.

LOWNDES COUNTY, GEORGIA  
 NOTES TO THE FINANCIAL STATEMENTS

**Note 25 – Tax Abatements**

State statutes control the creation and operation of Development Authorities under O.C.G.A. 36-62. The PILOT Restriction Act defined in O.C.G.A. 36-80-16 provides an Authority permission to issue revenue bonds for capital projects for private companies and arrange for payments in lieu of taxes as long as each of the local governments that have property tax levying authority in the area in which such capital project is located consents by ordinance or resolution. Lowndes County participates in agreements with the Valdosta-Lowndes County Development Authority to provide tax abatements to foster economic development. The agreements provide for the real property and equipment of the projects to be acquired with bond proceeds titled in the name of the Authority applicable, the Authority leases the projects back to the companies. The Authority pays no property tax on its real or personal property. To compensate local jurisdictions for the taxes that would otherwise been paid during the term of the leases, the projects provide a PILOT (payment in lieu of tax).

In order to qualify, certain eligibility requirements must be met and are based on the economic development goals of each project. Generally, a project will create employment opportunities, promote trade and commerce in the County, and increase that tax base. If a company fails to meet the criteria established in the agreement, recovery payments may apply.

The Authority has 8 such agreements. For the fiscal year ended June 30, 2020 the total amount of taxes abated for the County for the tax year 2019 was \$666,156.

<u>Type of Business</u>	<u>Property Taxes Abated</u>
Chemical Manufacturer	2,565
Insulation Company	3,058
Battery Manufacturer	8,364
Insecticide Manufacturer	13,798
Pecan Wholesale Company	24,656
Building Supply Company	30,429
Bakery Company	31,709
Paper Company	551,577
	\$ 666,156

LOWNDES COUNTY, GEORGIA  
 NOTES TO THE FINANCIAL STATEMENTS

**Note 26 – Restatement of FY2019 Net Position**

FY2019 net positions were restated to correct prior year balances for prepaid maintenance contracts.

	Governmental <u>Funds</u>	Technology <u>Fund</u>
Net Position, Beginning of Year	\$ 80,293,259	\$ 63,892
Account for prior year adjustment for prepaid technology maintenance	<u>229,083</u>	<u>229,083</u>
Net Position, Restated	<u>\$ 80,522,342</u>	<u>\$ 292,975</u>

**Note 27 – Impact of the Covid-19 Pandemic**

In March 2020, the World Health Organization made the assessment that the outbreak of a novel coronavirus (COVID-19) can be characterized as a pandemic. As a result, uncertainties have arisen that may have a significant negative impact on the operating activities and results of the organization. The occurrence and extent of such an impact will depend on future developments, including (i) the duration and spread of the virus, (ii) government quarantine measures, (iii) voluntary and precautionary restrictions on travel or meetings, (iv) the effects on the financial markets, and (v) the effects on the economy overall, all of which are uncertain.

The County has taken several measures to monitor and mitigate the effects of the COVID-19 virus, such as safety and health measures for its people (such as social distancing and working from home). The County will continue to follow the various government policies and advice and, in parallel, the County will do its utmost to continue its operations in the best and safest way possible without jeopardizing the health of its people

**Note 28 - Subsequent Events**

Subsequent events were evaluated through March 12, 2021, which is the date the financial statements were available to be issued.

---

---

**REQUIRED SUPPLEMENTAL INFORMATION**

---

---

THIS PAGE INTENTIONALLY LEFT BLANK

LOWNDES COUNTY, GEORGIA  
GENERAL FUND  
SCHEDULE OF REVENUES, EXPENDITURES AND CHANGES IN FUND BALANCE  
BUDGET AND ACTUAL  
For the Year Ended June 30, 2020

	Budgeted Amounts			Variance With Final Budget Over (Under)
	Original	Final	Actual	
<b>REVENUES:</b>				
Taxes	\$ 49,433,000	\$ 51,273,323	\$ 52,813,430	\$ 1,540,107
Licenses and permits	5,000	5,000	15,248	10,248
Intergovernmental revenues	746,020	746,020	831,130	85,110
Charges for services	4,012,900	4,012,900	4,067,547	54,647
Fines and forfeitures	2,650,000	2,650,000	2,369,132	(280,868)
Investment income	400,000	400,000	281,522	(118,478)
Miscellaneous	45,000	45,000	140,017	95,017
<b>TOTAL REVENUES</b>	<b>57,291,920</b>	<b>59,132,243</b>	<b>60,518,026</b>	<b>1,385,783</b>
<b>EXPENDITURES:</b>				
<b>LEGISLATIVE AND EXECUTIVE</b>				
Board of Commissioners	236,714	236,714	215,003	(21,711)
County Manager	402,129	402,129	381,392	(20,737)
County Clerk	287,205	291,000	290,090	(910)
Board of Elections	483,391	765,000	763,879	(1,121)
County Attorney	545,000	545,000	398,142	(146,858)
Finance	788,367	788,367	679,666	(108,701)
Human Resources	1,097,802	1,145,000	1,143,224	(1,776)
Information Technology Services	2,264,454	2,264,454	1,581,187	(683,267)
General Facilities	214,064	214,064	208,050	(6,014)
Tax Commissioner	1,480,691	1,480,691	1,465,641	(15,050)
Board of Assessors	1,705,917	1,738,000	1,736,795	(1,205)
Facilities Maintenance	3,518,767	3,800,000	3,793,481	(6,519)
Engineering	702,925	702,925	630,102	(72,823)
Contingency	602,340	602,340	330,958	(271,382)
<b>Total - Legislative and Executive</b>	<b>14,329,766</b>	<b>14,975,684</b>	<b>13,617,610</b>	<b>(1,358,074)</b>

See accompanying note to budgetary comparison schedules.

LOWNDES COUNTY, GEORGIA  
GENERAL FUND  
SCHEDULE OF REVENUES, EXPENDITURES AND CHANGES IN FUND BALANCE  
BUDGET AND ACTUAL  
For the Year Ended June 30, 2020

	Budgeted Amounts			Variance With Final Budget Over (Under)
	Original	Final	Actual	
<b>JUDICIAL</b>				
Superior Court	493,169	493,169	475,695	(17,474)
Clerk of Court	1,608,701	1,608,701	1,584,772	(23,929)
District Attorney	965,000	966,000	965,722	(278)
District Court Administrator	4,800	4,800	4,800	-
State Court	1,331,869	1,331,869	1,320,335	(11,534)
Magistrate Court	974,407	974,407	972,010	(2,397)
Probate Court	498,645	498,645	482,436	(16,209)
Ankle Monitor	114,862	122,000	121,178	(822)
Juvenile Court	165,780	180,000	179,195	(805)
Alternative Dispute Resolution	67,971	70,000	69,343	(657)
Circuit Public Defender	877,500	877,500	806,013	(71,487)
<b>Total - Judicial</b>	<b>7,102,704</b>	<b>7,127,091</b>	<b>6,981,499</b>	<b>(145,592)</b>
<b>PUBLIC SAFETY</b>				
Sheriff	19,141,704	20,150,000	20,138,180	(11,820)
Animal Control	838,352	890,000	885,799	(4,201)
Emergency Medical Services	782,367	782,367	782,367	-
Coroner	164,176	180,000	179,377	(623)
Probation	610,267	610,267	607,249	(3,018)
Emergency Management Agency	135,488	180,000	177,056	(2,944)
<b>Total - Public Safety</b>	<b>21,672,354</b>	<b>22,792,634</b>	<b>22,770,028</b>	<b>(22,606)</b>
<b>PUBLIC WORKS</b>				
Administration	523,321	526,000	525,236	(764)
Road Maintenance	3,472,941	3,520,000	3,518,206	(1,794)
Road Construction	783,711	783,711	705,656	(78,055)
Traffic Signals	163,908	163,908	145,104	(18,804)
<b>Total - Public Works</b>	<b>4,943,881</b>	<b>4,993,619</b>	<b>4,894,202</b>	<b>(99,417)</b>

See accompanying note to budgetary comparison schedules.

LOWNDES COUNTY, GEORGIA  
GENERAL FUND  
SCHEDULE OF REVENUES, EXPENDITURES AND CHANGES IN FUND BALANCE  
BUDGET AND ACTUAL  
For the Year Ended June 30, 2020

	Budgeted Amounts			Variance With Final Budget Over (Under)
	Original	Final	Actual	
<b>HEALTH AND WELFARE</b>				
Mental Health Department	108,000	108,000	108,000	-
Public Health Department	396,800	396,800	395,833	(967)
Extension Services	154,988	154,988	123,025	(31,963)
Family Services	110,500	110,500	110,500	-
<b>Total - Health and Welfare</b>	<b>770,288</b>	<b>770,288</b>	<b>737,358</b>	<b>(32,930)</b>
<b>CULTURE AND RECREATION</b>				
Libraries	1,125,000	1,125,000	1,107,211	(17,789)
Parks and Recreation Authority	3,900,000	3,900,000	3,873,514	(26,486)
<b>Total - Culture &amp; Recreation</b>	<b>5,025,000</b>	<b>5,025,000</b>	<b>4,980,725</b>	<b>(44,275)</b>
<b>HOUSING AND DEVELOPMENT</b>				
Equalization Board	20,000	20,000	8,500	(11,500)
Moody Support Group	142,000	142,000	136,809	(5,191)
Development Authority	3,100,000	3,100,000	3,098,899	(1,101)
<b>Total - Housing &amp; Development</b>	<b>3,262,000</b>	<b>3,262,000</b>	<b>3,244,208</b>	<b>(17,792)</b>
<b>TOTAL EXPENDITURES</b>	<b>57,105,993</b>	<b>58,946,316</b>	<b>57,225,630</b>	<b>(1,720,686)</b>
EXCESS OF REVENUES OVER (UNDER) EXPENDITURES	185,927	185,927	3,292,396	3,106,469
OTHER FINANCING SOURCES (USES)				
Transfers In	1,085,000	1,085,000	1,085,000	-
Transfers Out	(1,270,927)	(1,270,927)	(953,195)	317,732
<b>TOTAL OTHER FINANCING SOURCES (USES)</b>	<b>(185,927)</b>	<b>(185,927)</b>	<b>131,805</b>	<b>317,732</b>
NET CHANGE IN FUND BALANCE	-	-	3,424,201	3,424,201
FUND BALANCE, AT BEGINNING OF YEAR	-	-	19,386,929	19,386,929
FUND BALANCES AT END OF YEAR	\$ -	\$ -	\$ 22,811,130	\$ 22,811,130

See accompanying note to budgetary comparison schedules.

LOWNDES COUNTY, GEORGIA  
NOTES TO BUDGETARY COMPARISON SCHEDULES  
For the Year Ended June 30, 2020

**Note 1 - Budgetary Basis of Accounting**

While reporting financial position, results of operations, and changes in fund balances on the basis of generally accepted accounting principles (GAAP), the Budgetary Basis as provided by law is based upon accounting for certain transactions on a basis of cash receipts, disbursements, and encumbrances. The Statements of Revenues, Expenditures, and Changes in Fund Balance—Budget and Actual for the general and major special revenue funds are presented on the Budgetary Basis to provide a meaningful comparison of actual results with the budget. The major differences between the budget basis and the GAAP Basis are as follows:

1. Encumbrances are treated as expenditures under the Budgetary Basis.

There were no encumbrances for any fund for the year ending June 30, 2020.

LOWNDES COUNTY, GEORGIA  
 REQUIRED SUPPLEMENTARY INFORMATION – PENSION PLAN  
 June 30, 2020

SCHEDULE OF CHANGES IN THE NET PENSION LIABILITY AND RELATED RATIOS

	<u>2019</u>	<u>2018</u>	<u>2017</u>	<u>2016</u>	<u>2015</u>	<u>2014</u>
Total Pension Liability as of Beginning of Year	\$ 69,626,483	\$ 64,125,276	\$ 60,490,426	\$ 55,124,920	\$ 49,164,883	\$ 46,472,085
Service cost	1,366,853	1,400,275	1,299,712	1,155,305	1,056,993	1,026,040
Interest	4,772,513	4,649,083	4,385,556	4,134,369	3,687,366	3,485,406
Plan change	-	-	-	-	-	-
Assumption change	2,562,735	2,270,080	(474,154)	1,825,062	1,949,100	-
Benefit payments (adjusted for interest)*	(2,895,462)	(2,820,165)	(2,527,660)	(2,301,288)	(2,087,455)	(1,818,648)
Experience (gain)/(loss)	1,389,679	1,934	951,396	552,058	1,354,033	-
Total Pension Liability as of End of Year	<u>\$ 76,822,801</u>	<u>\$ 69,626,483</u>	<u>\$ 64,125,276</u>	<u>\$ 60,490,426</u>	<u>\$ 55,124,920</u>	<u>\$ 49,164,883</u>
* Net of service transfers						
Fiduciary Net Position as of Beginning of Year	\$ 44,648,949	\$ 45,836,151	\$ 39,002,844	\$ 35,543,205	\$ 34,501,074	\$ 31,701,975
Employer contributions	4,188,517	3,862,027	3,738,108	3,495,582	3,186,810	2,635,766
Employee contributions (including service transfer)	-	-	4,953	-	-	-
Net investment income	8,853,687	(1,976,115)	5,931,699	2,539,390	206,663	2,230,662
Benefit payments	(2,895,462)	(2,721,510)	(2,444,190)	(2,218,109)	(2,012,005)	(1,752,914)
Employee contribution refunds	-	-	-	-	-	-
Administrative expense	(106,138)	(90,004)	(86,007)	(80,239)	(78,020)	(74,637)
Other	(259,854)	(261,600)	(311,256)	(276,985)	(261,317)	(239,778)
Fiduciary Net Position as of End of Year	<u>\$ 54,429,699</u>	<u>\$ 44,648,949</u>	<u>\$ 45,836,151</u>	<u>\$ 39,002,844</u>	<u>\$ 35,543,205</u>	<u>\$ 34,501,074</u>
Net pension liability as of beginning of year	<u>\$ 24,977,534</u>	<u>\$ 18,289,125</u>	<u>\$ 21,487,582</u>	<u>\$ 19,581,715</u>	<u>\$ 14,663,809</u>	<u>\$ 14,770,110</u>
Net pension liability as of end of year	<u>\$ 22,393,102</u>	<u>\$ 24,977,534</u>	<u>\$ 18,289,125</u>	<u>\$ 21,487,582</u>	<u>\$ 19,581,715</u>	<u>\$ 14,663,809</u>
Fiduciary Net Position as a percentage of						
Total Pension Liability	70.9%	64.1%	71.5%	64.5%	64.5%	70.2%
Covered payroll for plan year	\$ 20,949,614	\$ 19,618,571	\$ 19,422,103	\$ 16,651,844	\$ 16,354,640	\$ 16,753,523
Net pension liability as a percentage of						
covered payroll	106.9%	127.3%	94.2%	129.0%	119.7%	87.5%

**Note:** This schedule will present 10 years of information once the data is available.

LOWNDES COUNTY, GEORGIA  
 REQUIRED SUPPLEMENTARY INFORMATION – PENSION PLAN  
 June 30, 2020

SCHEDULE OF CONTRIBUTIONS

	<u>2020</u>	<u>2019</u>	<u>2018</u>	<u>2017</u>
Actuarially determined contribution, January 1,	\$ 4,057,671	\$ 3,806,155	\$ 3,659,732	\$ 3,406,141
Contribution in relation to the actuarially determined contribution, January 1,	<u>4,429,740</u>	<u>4,188,517</u>	<u>3,738,108</u>	<u>3,495,582</u>
Contribution deficiency (excess)	<u><u>(372,069)</u></u>	<u><u>(382,362)</u></u>	<u><u>(78,376)</u></u>	<u><u>(89,441)</u></u>
Covered payroll	\$ 22,038,507	\$ 20,949,614	\$ 19,422,103	\$ 16,651,844
Contributions as a percentage of covered payroll	20.1%	20.0%	19.2%	21.0%

	<u>2016</u>	<u>2015</u>	<u>2014</u>	<u>2013</u>	<u>2012</u>	<u>2011</u>
\$	3,082,619	\$ 2,917,600	\$ 2,790,922	\$ 2,522,656	\$ 2,372,153	\$ 2,206,200
	<u>3,186,810</u>	<u>2,635,766</u>	<u>2,832,786</u>	<u>2,602,505</u>	<u>2,488,520</u>	<u>1,022,314</u>
\$	<u>(104,191)</u>	<u>\$ 281,834</u>	<u>\$ (41,864)</u>	<u>\$ (79,849)</u>	<u>\$ (116,367)</u>	<u>\$ 1,183,886</u>
\$	16,354,640	\$ 16,753,523	\$ 16,552,162	\$ 16,161,704	\$ 15,438,775	\$ 14,704,109
	19.5%	15.7%	17.1%	16.1%	16.1%	7.0%

LOWNDES COUNTY, GEORGIA  
 NOTES TO THE REQUIRED SUPPLEMENTAL INFORMATION – PENSION PLAN

**Changes in Benefits**

There have been no substantive changes since the last actuarial valuation.

**Changes in Assumptions**

- The mortality table was changed from RP-2000 with Scale AA projected to 2018 to Pub-2010 GE (50%) & PS (50%) Amount Weighted with Scale AA to 2019.

**Method and Assumptions Used to Determine Contribution Rates**

Valuation date	January 1, 2019
Methods and assumptions used to determine contribution rates:	
Actuarial cost method	Entry Age Normal
Asset valuation method	Smoothed market value with a 5-year smoothing period
Inflation	2.50%
Salary increases	3.5% per year with an age based scale as follows:
Age	<u>Salary Increase</u>
Under 30	3.5% rate plus 1.5%
30-39	3.5% rate plus 1.0%
40-49	3.5% rate plus 0.5%
50+	3.5% rate plus 1.0%
Investment rate of return	7.00%
Retirement:	Probability of
	<u>Retirement</u>
age 55 to 60	20%
ages 61 to 64	20%
age 65 to age 69	30%
age 70	100%
Mortality	Pub-2010 GE (50%) & PS (50%) Amt-Weighted with Scale AA to 2019

LOWNDES COUNTY, GEORGIA  
 REQUIRED SUPPLEMENTARY INFORMATION – OPEB  
 June 30, 2020

SCHEDULE OF CHANGES IN TOTAL OPEB LIABILITY AND RELATED RATIOS

	<u>2019</u>	<u>2018</u>	<u>2017</u>
Service cost at end of year	\$ 3,047,265	\$ 3,179,297	\$ 3,529,470
Interest	2,125,363	1,909,153	1,625,768
Changes in benefit terms	-	-	-
Difference between expected and actual experience	(4,482,000)	387,001	2,200,259
Changes of assumptions or other inputs	4,853,623	(3,044,506)	(5,630,091)
Net benefit payments	(1,043,077)	(1,235,850)	(2,972,400)
Other	-	-	-
Net change in Total OPEB Liability	<u>4,501,174</u>	<u>1,195,095</u>	<u>(1,246,994)</u>
Total OPEB Liability - beginning	<u>55,435,518</u>	<u>54,240,423</u>	<u>55,487,417</u>
Total OPEB Liability - ending	<u>\$ 59,936,692</u>	<u>\$ 55,435,518</u>	<u>\$ 54,240,423</u>
Covered-employee payroll	\$ 17,568,726	\$ 21,802,216	\$ 21,802,216
Total OPEB Liability as a percentage of covered payroll	341.16%	254.27%	248.78%

**Note:** This schedule will present 10 years of information once the data is available.

LOWNDES COUNTY, GEORGIA  
 NOTES TO THE REQUIRED SUPPLEMENTAL INFORMATION – OPEB

**Changes in Benefits**

There have been no substantive changes since the last actuarial valuation.

**Changes in Assumptions**

Changes included a change in the discount rate, in the medical trend and in decrements.

**Method and Assumptions Used to Determine Contribution Rates**

Valuation Date: June 30, 2019  
 Prior Measurement Date: June 30, 2018  
 Measurement Date: June 30, 2019  
 Reporting Date: June 30, 2020

Discount Rate as of the Measurement Date: Municipal Bond Index Rate at Prior Measurement  
 Date: 3.87%  
 Municipal Bond Index Rate at Measurement Date: 3.50%

Annual Expected Medical/Prescription Drugs Claims  
 (Age Adjusted to Age 65):

The following chart details the annual expected claims age adjusted to age 65 for the year following the valuation date:

Annual Expected Claims	
Pre-65	\$ 15,568
Post-65	\$ 6,227

Health Care Cost Trend Rates:

The following is a chart detailing the trend assumptions:

Year	Annual Rate of Increase Medical & Prescription Drun	
	Under Age 65	Age 65 & Older
2019	7.00%	5.00%
2020	6.50%	4.75%
2021	6.00%	4.50%
2022	5.50%	4.50%
2023	5.25%	4.50%
2024	5.00%	4.50%
2025	4.75%	4.50%
2026 & Beyond	4.50%	4.50%

Retiree contributions are trended at 3.00% annually for inflation.

LOWNDES COUNTY, GEORGIA  
 NOTES TO THE REQUIRED SUPPLEMENTAL INFORMATION – OPEB

**Method and Assumptions Used to Determine Contribution Rates – Continued**

Age Related Morbidity:

Per capita cost are adjusted to reflect expected cost changes related to age. The increase to the net incurred claims was assumed to be:

Participant Age	Annual Increase
Under 30	0.0%
30 - 34	1.0%
35 - 39	1.5%
40 - 44	2.0%
45 - 49	2.6%
50 - 54	3.3%
55 - 59	3.6%
60 - 64	4.2%
65 - 69	3.0%
70 - 74	2.5%
75 - 79	2.0%
80 - 84	1.0%
85 - 89	0.5%
90 and Older	0.0%

Anticipated Participation:

Representative values of the assumed annual rates of member participation and spouse coverage by future retirees are as follows:

Participation	
Participation	80%
Spouse	50%

These participation assumptions apply only to full-time employees who are active in the County health plan. It is assumed participation is 0% for part-time employees and those who waive active coverage.

Wives are assumed to be three years younger than husbands.

Benefits Valued:

The benefits listed below were valued for the stated upon duration.

Lifetime Benefits Valued:

- Medical Coverage
- Prescription Drug Coverage

LOWNDES COUNTY, GEORGIA  
 NOTES TO THE REQUIRED SUPPLEMENTAL INFORMATION – OPEB

**Method and Assumptions Used to Determine Contribution Rates – Continued**

Future Salary Increases: 3.50% per annum, compounded annually, adjusted by age: plus 1.0% for employees under age 30, plus 0.5% for ages 30-39, minus 0.5% for ages 40-49, and minus 1.0% for employees ages 50 and over.

Separation From Active Service: Representative values of the assumed annual rates of separation are shown in the following tables:

<u>Age</u>	<u>Withdrawal Unisex</u>			
	<u>Years of Service</u>			
	<u>1</u>	<u>2</u>	<u>3</u>	<u>4 or more</u>
25	27.8%	22.5%	18.5%	13.6%
35	23.8	17.8	13.8	7.9
45	19.8	14.1	10.1	5.5
55	0.0	0.0	0.0	0.0

<u>Age</u>	<u>Disability</u>		<u>Age</u>	<u>Service Retirement Unisex</u>
	<u>Male</u>	<u>Female</u>		
20	0.029%	0.030%	20	
25	0.038	0.047	25	
30	0.048	0.080	30	
35	0.069	0.136	35	
40	0.117	0.211	40	
45	0.202	0.323	45	
50	0.358	0.533	50	
55	0.722	0.952	55-60	10%*
60	0.000	0.000	61-64	20.00
65			65-69	30.00
			70	100.00

\* For retirees eligible for unreduced early retirement (Rule of 80 and attaining age 58), the service retirement rate from ages 58-60 is 20%.

Mortality: According to the Pub-2010 GE (50%) & PS (50%) AMT-Weighted with Scale AA to 2020.

Affordable Care Act: The impact of the Affordable Care Act (ACA) was addressed in this valuation. Review of the information currently available did not identify any specific provisions of the ACA that are anticipated to significantly impact results other than plan design features and fees currently mandated by the ACA and incorporated in the plan designs, which are included in the current baseline claims costs. Continuing monitoring of the ACA’s impact on the Plan’s liability will be required.

---

---

**COMBINING AND INDIVIDUAL FUND SCHEDULES**

---

---

## **MAJOR GOVERNMENTAL FUNDS**

### **CAPITAL PROJECT FUNDS**

The Capital Project Funds account for financial resources to be used for the acquisition or construction of major capital facilities, equipment and infrastructure improvements.

**Capital Projects Special Sales Tax VII Fund** – To account for the special purpose local option sales tax that was renewed for the seventh time by referendum. The revenue is restricted to the stated purposes of the referendum.

**Capital Projects Special Sales Tax VIII Fund** – To account for the special purpose local option sales tax that was renewed for the eighth time by referendum. The revenue is restricted to the stated purposes of the referendum.

LOWNDES COUNTY, GEORGIA  
 CAPITAL PROJECTS SALES TAX VII FUND  
 SCHEDULE OF REVENUES, EXPENDITURES AND CHANGES IN FUND BALANCE  
 BUDGET AND ACTUAL  
 For the Year Ended June 30, 2020

	Budgeted Amounts		Actual	Variance With Final Budget Over (Under)
	Original	Final		
REVENUES				
Taxes	\$ 10,500,000	\$ 10,500,000	\$ 12,070,841	\$ 1,570,841
Investment income	-	-	129,152	129,152
TOTAL REVENUES	<u>10,500,000</u>	<u>10,500,000</u>	<u>12,199,993</u>	<u>1,699,993</u>
EXPENDITURES				
Current				
Judicial	-	-	17,271	17,271
Public safety	-	-	74,023	74,023
Public works	20,000,000	20,000,000	2,067,979	(17,932,021)
Culture and recreation	-	-	21,116	21,116
Intergovernmental	-	-	7,048,960	7,048,960
Capital outlay	-	-	4,748,275	4,748,275
TOTAL EXPENDITURES	<u>20,000,000</u>	<u>20,000,000</u>	<u>13,977,624</u>	<u>(6,022,376)</u>
EXCESS OF REVENUES OVER EXPENDITURES	(9,500,000)	(9,500,000)	(1,777,631)	7,722,369
FUND BALANCE AT BEGINNING OF YEAR	<u>9,500,000</u>	<u>9,500,000</u>	<u>9,744,144</u>	<u>244,144</u>
FUND BALANCE AT END OF YEAR	<u>\$ -</u>	<u>\$ -</u>	<u>\$ 7,966,513</u>	<u>\$ 7,966,513</u>

LOWNDES COUNTY, GEORGIA  
 CAPITAL PROJECTS SALES TAX VIII FUND  
 SCHEDULE OF REVENUES, EXPENDITURES AND CHANGES IN FUND BALANCE  
 BUDGET AND ACTUAL  
 For the Year Ended June 30, 2020

	Budgeted Amounts		Actual	Variance With Final Budget Over (Under)
	Original	Final		
REVENUES				
Taxes	\$ -	\$ 11,000,000	\$ 11,107,418	\$ 107,418
Investment income	-	-	729	729
TOTAL REVENUES	-	11,000,000	11,108,147	108,147
EXPENDITURES				
Current				
Public safety	-	-	543	543
Public works	-	100,000	97,627	(2,373)
Culture and recreation	-	20,000	21,165	1,165
Intergovernmental	-	10,880,000	5,974,680	(4,905,320)
Capital outlay	-	-	186,503	186,503
TOTAL EXPENDITURES	-	11,000,000	6,280,518	(4,719,482)
EXCESS OF REVENUES OVER EXPENDITURES	-	-	4,827,629	4,827,629
FUND BALANCE AT BEGINNING OF YEAR	-	-	-	-
FUND BALANCE AT END OF YEAR	\$ -	\$ -	\$ 4,827,629	\$ 4,827,629

## NONMAJOR GOVERNMENTAL FUNDS

### SPECIAL REVENUE FUNDS

The Special Revenue Funds are used to account for the proceeds of specific revenue sources (other than major capital projects) that are legally restricted for specific purposes.

**Special Services Fund** – To account for the revenues and expenditures that are derived and expended in the unincorporated areas of the County.

**Commissary Fund** – To account for funds received through commissary services at the jail.

**Seizures Special Revenue** – To account for funds received through drug seizures.

**Hotel/Motel Tax** – To account for tax revenue accessed for hotel/motel accommodations.

**Intergovernmental Grants** – To account for various grant revenues received.

**Jail Operations** – To account for funds accessed with fines and designated for the operations of jails.

**911 Emergency Telephone** – To account for funds collected and designated for the operations of the 911 emergency services.

**Drug Abuse Treatment** – To account for funds accessed with fines and designated for drug abuse education and treatment programs.

**Victim Assistance** – To account for funds accessed with fines and designated for the assistance programs for victims of crime.

**Law Library** – To account for funds accessed with fines and designated for the maintenance of a law library.

## **NONMAJOR GOVERNMENTAL FUNDS**

### **CAPITAL PROJECT FUNDS**

The Capital Project Funds account for financial resources to be used for the acquisition or construction of major capital facilities.

**Capital Projects T-SPLOST Fund** – A new fund was established to account for the special purpose local option sales tax that was voted in regionally during the FY2020 fiscal year and is restricted for road and transportation projects and equipment within the state laws stating the purposes of this sales tax.

**Capital Projects Public Roads Fund** – To account for LMIG road funds from the Georgia Department of Transportation. The revenue is restricted for road and bridge work.

**CDBG Grant Fund** – To account for an industrial development grant from the Georgia Department of Community Affairs. The grant is restricted for infrastructure work for a new industry.

LOWNDES COUNTY, GEORGIA  
 ALL NONMAJOR GOVERNMENTAL FUNDS  
 COMBINING BALANCE SHEET  
 June 30, 2020

	Total Nonmajor Special Revenue Funds	Total Nonmajor Capital Projects Funds	Total Nonmajor Governmental Funds
<b>ASSETS</b>			
Equity in pooled cash and cash equivalents	\$ 5,502,165	\$ 1,377,648	\$ 6,879,813
Cash and cash equivalents in segregated accounts	586,583	-	586,583
Certificate of deposit	120,864	-	120,864
Due from other governments	134,806	714,311	849,117
Receivables (net of allowance for doubtful accounts):			
Taxes	35,230	-	35,230
Accounts	403,574	110,062	513,636
TOTAL ASSETS	<u>\$ 6,783,222</u>	<u>\$ 2,202,021</u>	<u>\$ 8,985,243</u>
<b>LIABILITIES, DEFERRED INFLOWS OF RESOURCES AND FUND BALANCES</b>			
<b>LIABILITIES</b>			
Accounts payable	\$ 424,038	\$ 1,817,409	\$ 2,241,447
Accrued wages	60,827	-	60,827
Interfund payable	129,484	-	129,484
Unearned revenue	1,618	-	1,618
TOTAL LIABILITIES	<u>615,967</u>	<u>1,817,409</u>	<u>2,433,376</u>
<b>FUND BALANCES (DEFICITS)</b>			
Restricted for capital projects	-	384,612	384,612
Restricted for jail operations	527,758	-	527,758
Restricted for drug enforcement operations	236,412	-	236,412
Restricted for drug education and treatment	191	-	191
Restricted for public safety	5,745	-	5,745
Restricted for law library	478,638	-	478,638
Restricted for victim assistance	128,759	-	128,759
Restricted for 911 emergency telephone	81,863	-	81,863
Assigned for unincorporated services	4,707,889	-	4,707,889
Unassigned	-	-	-
TOTAL FUND BALANCES (DEFICITS)	<u>6,167,255</u>	<u>384,612</u>	<u>6,551,867</u>
TOTAL LIABILITIES, DEFERRED INFLOWS OF RESOURCES AND FUND BALANCES	<u>\$ 6,783,222</u>	<u>\$ 2,202,021</u>	<u>\$ 8,985,243</u>

LOWNDES COUNTY, GEORGIA  
 ALL NONMAJOR GOVERNMENTAL FUNDS  
 COMBINING SCHEDULE OF REVENUES, EXPENDITURES  
 AND CHANGES IN FUND BALANCES  
 For the Year Ending June 30, 2020

	Total Nonmajor Special Revenue Funds	Total Nonmajor Capital Project Funds	Total Nonmajor Governmental Funds
	<u>                    </u>	<u>                    </u>	<u>                    </u>
REVENUES			
Taxes	\$ 5,182,878	\$ 4,277,477	\$ 9,460,355
Licenses and permits	157,295	-	157,295
Intergovernmental revenues	1,834,053	2,636,461	4,470,514
Charges for services	2,325,268	-	2,325,268
Fines and forfeitures	886,842	-	886,842
Investment income	6,112	-	6,112
Miscellaneous	1,416,586	-	1,416,586
TOTAL REVENUES	<u>11,809,034</u>	<u>6,913,938</u>	<u>18,722,972</u>
EXPENDITURES			
Current			
General government			
Legislative	112,882	-	112,882
Judicial	1,105,400	-	1,105,400
Public safety	9,160,132	-	9,160,132
Public works	192,278	7,363,813	7,556,091
Health and welfare	170,000	-	170,000
Culture and recreation	70,000	-	70,000
Housing and development	1,431,697	-	1,431,697
TOTAL EXPENDITURES	<u>12,242,389</u>	<u>7,363,813</u>	<u>19,606,202</u>
EXCESS OF REVENUES OVER (UNDER) EXPENDITURES	(433,355)	(449,875)	(883,230)
OTHER FINANCING SOURCES (USES):			
TRANSFERS IN	1,132,368	-	1,132,368
TRANSFERS (OUT)	(664,173)	-	(664,173)
TOTAL OTHER FINANCING SOURCES (USES)	<u>468,195</u>	<u>-</u>	<u>468,195</u>
NET CHANGE IN FUND BALANCES	34,840	(449,875)	(415,035)
FUND BALANCE, BEGINNING OF YEAR	<u>6,132,415</u>	<u>834,487</u>	<u>6,966,902</u>
FUND BALANCE, END OF YEAR	<u>\$ 6,167,255</u>	<u>\$ 384,612</u>	<u>\$ 6,551,867</u>

LOWNDES COUNTY, GEORGIA  
NONMAJOR GOVERNMENTAL FUNDS – SPECIAL REVENUE FUNDS  
COMBINING BALANCE SHEET  
June 30, 2020

	<u>Special Services</u>	<u>Commissary</u>	<u>Seizures Special Revenues</u>	<u>Hotel/Motel Tax</u>	<u>Intergovern- mental Grants</u>
<b>ASSETS</b>					
Equity in pooled cash and cash equivalents	\$ 4,688,903	\$ 631,197	\$ -	\$ 3,626	\$ -
Cash and cash equivalents in segregated accounts	-	-	236,412	-	-
Certificate of deposit	-	-	-	-	-
Due from other governments	-	-	-	-	134,806
Receivables (net of allowance for doubtful accounts):					
Taxes	-	-	-	35,230	-
Accounts	87,853	100,230	-	-	57,173
	<u>          </u>	<u>          </u>	<u>          </u>	<u>          </u>	<u>          </u>
TOTAL ASSETS	<u>\$ 4,776,756</u>	<u>\$ 731,427</u>	<u>\$ 236,412</u>	<u>\$ 38,856</u>	<u>\$ 191,979</u>
<b>LIABILITIES, DEFERRED INFLOWS OF RESOURCES AND FUND BALANCES</b>					
<b>LIABILITIES</b>					
Accounts payable	\$ 44,691	\$ 201,989	\$ -	\$ 38,856	\$ 63,264
Accrued wages	22,558	1,680	-	-	3,190
Interfund payable	-	-	-	-	119,780
Unearned revenue	1,618	-	-	-	-
	<u>          </u>	<u>          </u>	<u>          </u>	<u>          </u>	<u>          </u>
TOTAL LIABILITIES	<u>68,867</u>	<u>203,669</u>	<u>-</u>	<u>38,856</u>	<u>186,234</u>
<b>FUND BALANCES</b>					
Restricted for jail operations	-	527,758	-	-	-
Restricted for drug enforcement operations	-	-	236,412	-	-
Restricted for drug education and treatment	-	-	-	-	-
Restricted for public safety	-	-	-	-	5,745
Restricted for law library	-	-	-	-	-
Restricted for victim assistance	-	-	-	-	-
Restricted for 911 emergency telephone	-	-	-	-	-
Assigned for unincorporated services	4,707,889	-	-	-	-
Unassigned	-	-	-	-	-
	<u>          </u>	<u>          </u>	<u>          </u>	<u>          </u>	<u>          </u>
TOTAL FUND BALANCES	<u>4,707,889</u>	<u>527,758</u>	<u>236,412</u>	<u>-</u>	<u>5,745</u>
TOTAL LIABILITIES, DEFERRED INFLOWS OF RESOURCES AND FUND BALANCES	<u>\$ 4,776,756</u>	<u>\$ 731,427</u>	<u>\$ 236,412</u>	<u>\$ 38,856</u>	<u>\$ 191,979</u>

<u>Jail Operations</u>	<u>Drug Abuse Treatment</u>	<u>911 Emergency Telephone</u>	<u>Victim Assistance</u>	<u>Law Library</u>	<u>Total</u>
\$ 10,566	\$ -	\$ 60,848	\$ 107,025	\$ -	\$ 5,502,165
-	-	-	-	350,171	586,583
-	-	-	-	120,864	120,864
-	-	-	-	-	134,806
-	-	-	-	-	35,230
<u>29,777</u>	<u>9,895</u>	<u>88,017</u>	<u>23,026</u>	<u>7,603</u>	<u>403,574</u>
<u>\$ 40,343</u>	<u>\$ 9,895</u>	<u>\$ 148,865</u>	<u>\$ 130,051</u>	<u>\$ 478,638</u>	<u>\$ 6,783,222</u>
\$ 39,667	\$ -	\$ 35,384	\$ 187	\$ -	\$ 424,038
676	-	31,618	1,105	-	60,827
-	9,704	-	-	-	129,484
-	-	-	-	-	1,618
<u>40,343</u>	<u>9,704</u>	<u>67,002</u>	<u>1,292</u>	<u>-</u>	<u>615,967</u>
-	-	-	-	-	527,758
-	-	-	-	-	236,412
-	191	-	-	-	191
-	-	-	-	-	5,745
-	-	-	-	478,638	478,638
-	-	-	128,759	-	128,759
-	-	81,863	-	-	81,863
-	-	-	-	-	4,707,889
-	-	-	-	-	-
<u>-</u>	<u>191</u>	<u>81,863</u>	<u>128,759</u>	<u>478,638</u>	<u>6,167,255</u>
<u>\$ 40,343</u>	<u>\$ 9,895</u>	<u>\$ 148,865</u>	<u>\$ 130,051</u>	<u>\$ 478,638</u>	<u>\$ 6,783,222</u>

LOWNDES COUNTY, GEORGIA  
NONMAJOR GOVERNMENTAL FUNDS – SPECIAL REVENUE FUNDS  
COMBINING SCHEDULE OF REVENUES, EXPENDITURES  
AND CHANGES IN FUND BALANCES  
For the Year Ending June 30, 2020

	Special Services	Commissary	Seizures Special Revenues	Hotel/Motel Tax	Intergovern- mental Grants
<b>REVENUES</b>					
Taxes	\$ 4,771,121	\$ -	\$ -	\$ 411,757	\$ -
Licenses and permits	157,295	-	-	-	-
Intergovernmental revenue	-	-	-	-	986,083
Charges for services	59,388	139,954	-	-	-
Fines and forfeitures	-	-	216,994	-	-
Investment income	-	-	4,507	-	-
Miscellaneous	6,192	1,306,637	72,318	-	-
<b>TOTAL REVENUES</b>	<u>4,993,996</u>	<u>1,446,591</u>	<u>293,819</u>	<u>411,757</u>	<u>986,083</u>
<b>EXPENDITURES</b>					
Current					
General Government					
Legislative	104,423	-	-	-	8,459
Judicial	-	-	-	-	754,920
Public safety	2,160,119	2,149,403	776,618	-	15,360
Public works	192,278	-	-	-	-
Health and welfare	-	-	-	-	-
Culture and recreation	70,000	-	-	-	-
Housing and development	989,064	-	-	235,289	207,344
<b>TOTAL EXPENDITURES</b>	<u>3,515,884</u>	<u>2,149,403</u>	<u>776,618</u>	<u>235,289</u>	<u>986,083</u>
<b>EXCESS OF REVENUES OVER (UNDER) EXPENDITURES</b>	1,478,112	(702,812)	(482,799)	176,468	-
<b>OTHER FINANCING SOURCES (USES):</b>					
TRANSFERS IN	179,173	-	-	-	-
TRANSFERS (OUT)	(325,000)	-	-	(179,173)	-
<b>TOTAL OTHER FINANCING SOURCES (USES)</b>	<u>(145,827)</u>	<u>-</u>	<u>-</u>	<u>(179,173)</u>	<u>-</u>
<b>NET CHANGE IN FUND BALANCES</b>	1,332,285	(702,812)	(482,799)	(2,705)	-
<b>FUND BALANCE, BEGINNING OF YEAR</b>	<u>3,375,604</u>	<u>1,230,570</u>	<u>719,211</u>	<u>2,705</u>	<u>5,745</u>
<b>FUND BALANCE, END OF YEAR</b>	<u>\$ 4,707,889</u>	<u>\$ 527,758</u>	<u>\$ 236,412</u>	<u>\$ -</u>	<u>\$ 5,745</u>

<u>Jail Operations</u>	<u>Drug Abuse Treatment</u>	<u>911 Emergency Telephone</u>	<u>Victim Assistance</u>	<u>Law Library</u>	<u>Total</u>
\$ -	\$ -	\$ -	\$ -	\$ -	\$ 5,182,878
-	-	-	-	-	157,295
-	6,082	756,584	85,304	-	1,834,053
-	-	2,125,926	-	-	2,325,268
327,077	129,610	-	120,607	92,554	886,842
-	-	-	-	1,605	6,112
-	-	31,439	-	-	1,416,586
<u>327,077</u>	<u>135,692</u>	<u>2,913,949</u>	<u>205,911</u>	<u>94,159</u>	<u>11,809,034</u>
-	-	-	-	-	112,882
-	58,867	-	228,910	62,703	1,105,400
343,427	-	3,715,205	-	-	9,160,132
-	-	-	-	-	192,278
-	170,000	-	-	-	170,000
-	-	-	-	-	70,000
-	-	-	-	-	1,431,697
<u>343,427</u>	<u>228,867</u>	<u>3,715,205</u>	<u>228,910</u>	<u>62,703</u>	<u>12,242,389</u>
(16,350)	(93,175)	(801,256)	(22,999)	31,456	(433,355)
-	-	953,195	-	-	1,132,368
-	-	(160,000)	-	-	(664,173)
-	-	<u>793,195</u>	-	-	<u>468,195</u>
(16,350)	(93,175)	(8,061)	(22,999)	31,456	34,840
<u>16,350</u>	<u>93,366</u>	<u>89,924</u>	<u>151,758</u>	<u>447,182</u>	<u>6,132,415</u>
<u>\$ -</u>	<u>\$ 191</u>	<u>\$ 81,863</u>	<u>\$ 128,759</u>	<u>\$ 478,638</u>	<u>\$ 6,167,255</u>

LOWNDES COUNTY, GEORGIA  
NONMAJOR GOVERNMENTAL FUNDS – CAPITAL PROJECTS FUNDS  
COMBINING BALANCE SHEET  
June 30, 2020

	T-SPLOST <u>Fund</u>	CDGB <u>Fund</u>	Public Roads <u>Fund</u>	<u>Total</u>
<b>ASSETS</b>				
Equity in pooled cash and cash equivalents	\$ 388,340	\$ -	\$ 989,308	\$ 1,377,648
Due from other governments	-	714,311	-	714,311
Accounts receivable	<u>110,062</u>	<u>-</u>	<u>-</u>	<u>110,062</u>
TOTAL ASSETS	<u>\$ 498,402</u>	<u>\$ 714,311</u>	<u>\$ 989,308</u>	<u>\$ 2,202,021</u>
<b>LIABILITIES AND FUND BALANCES</b>				
<b>LIABILITIES</b>				
Accounts payable	<u>\$ 471,313</u>	<u>\$ 714,311</u>	<u>\$ 631,785</u>	<u>\$ 1,817,409</u>
TOTAL LIABILITIES	<u>471,313</u>	<u>714,311</u>	<u>631,785</u>	<u>1,817,409</u>
<b>FUND BALANCES</b>				
Restricted for capital projects	<u>27,089</u>	<u>-</u>	<u>357,523</u>	<u>384,612</u>
TOTAL FUND BALANCES	<u>27,089</u>	<u>-</u>	<u>357,523</u>	<u>384,612</u>
<b>TOTAL LIABILITIES AND FUND BALANCES</b>	<u><u>\$ 498,402</u></u>	<u><u>\$ 714,311</u></u>	<u><u>\$ 989,308</u></u>	<u><u>\$ 2,202,021</u></u>

LOWNDES COUNTY, GEORGIA  
NONMAJOR GOVERNMENTAL FUNDS – CAPITAL PROJECTS FUNDS  
COMBINING SCHEDULE OF REVENUES, EXPENDITURES  
AND CHANGES IN FUND BALANCES  
For the Year Ending June 30, 2020

	T-SPLOST <u>Fund</u>	CDGB EIP <u>Fund</u>	Public Roads <u>Fund</u>	<u>Total</u>
REVENUES				
Taxes	\$ 4,277,477	\$ -	\$ -	\$ 4,277,477
Intergovernmental	<u>-</u>	<u>624,920</u>	<u>2,011,541</u>	<u>2,636,461</u>
TOTAL REVENUES	<u>4,277,477</u>	<u>624,920</u>	<u>2,011,541</u>	<u>6,913,938</u>
EXPENDITURES				
Current:				
Public works	471,234	-	7,800	479,034
Housing and development	-	624,920	-	624,920
Capital outlay	<u>4,584,956</u>	<u>-</u>	<u>1,674,903</u>	<u>6,259,859</u>
TOTAL EXPENDITURES	<u>5,056,190</u>	<u>624,920</u>	<u>1,682,703</u>	<u>7,363,813</u>
EXCESS OF REVENUES OVER (UNDER) EXPENDITURES	(778,713)	-	328,838	(449,875)
FUND BALANCE, BEGINNING OF YEAR	<u>805,802</u>	<u>-</u>	<u>28,685</u>	<u>834,487</u>
FUND BALANCE, END OF YEAR	<u>\$ 27,089</u>	<u>\$ -</u>	<u>\$ 357,523</u>	<u>\$ 384,612</u>

LOWNDES COUNTY, GEORGIA  
SPECIAL SERVICES FUND  
SCHEDULE OF REVENUES, EXPENDITURES AND CHANGES IN FUND BALANCE  
BUDGET AND ACTUAL  
For the Year Ended June 30, 2020

	Budgeted Amounts		Actual	Variance With
	Original	Final		Final Budget
				Over (Under)
REVENUES				
Taxes	\$ 4,275,000	\$4,275,000	\$4,771,121	\$ 496,121
Licenses and permits	160,000	160,000	157,295	(2,705)
Charges for services	76,000	76,000	59,388	(16,612)
Miscellaneous	-	-	6,192	6,192
TOTAL REVENUES	<u>4,511,000</u>	<u>4,511,000</u>	<u>4,993,996</u>	<u>482,996</u>
EXPENDITURES				
Current				
General Government				
Legislative	269,892	269,892	104,423	(165,469)
Public safety	2,420,528	2,420,528	2,160,119	(260,409)
Public works	189,944	189,944	192,278	2,334
Culture and recreation	70,000	70,000	70,000	-
Housing and development	1,296,307	1,296,307	989,064	(307,243)
TOTAL EXPENDITURES	<u>4,246,671</u>	<u>4,246,671</u>	<u>3,515,884</u>	<u>(730,787)</u>
EXCESS OF REVENUES OVER (UNDER) EXPENDITURES	<u>264,329</u>	<u>264,329</u>	<u>1,478,112</u>	<u>1,213,783</u>
OTHER FINANCING SOURCES (USES)				
TRANSFERS IN	203,571	203,571	179,173	(24,398)
TRANSFERS IN (OUT)	(325,000)	(325,000)	(325,000)	-
TOTAL OTHER FINANCING SOURCES (USES)	<u>(121,429)</u>	<u>(121,429)</u>	<u>(145,827)</u>	<u>(24,398)</u>
REVENUE AND OTHER SOURCES OVER (UNDER) EXPENDITURES AND OTHER FINANCING SOURCES (USES)	142,900	142,900	1,332,285	1,189,385
FUND BALANCE AT, BEGINNING OF YEAR	-	-	3,375,604	3,375,604
FUND BALANCE AT END OF YEAR	<u>\$ 142,900</u>	<u>\$ 142,900</u>	<u>\$4,707,889</u>	<u>\$ 4,564,989</u>

LOWNDES COUNTY, GEORGIA  
 COMMISSARY FUND  
 SCHEDULE OF REVENUES, EXPENDITURES AND CHANGES IN FUND BALANCE  
 BUDGET AND ACTUAL  
 For the Year Ended June 30, 2020

	Budgeted Amounts		Actual	Variance With Final Budget Over (Under)
	Original	Final		
<b>REVENUES</b>				
Charges for services	\$ 126,000	\$ 150,000	\$ 139,954	\$ (10,046)
Miscellaneous	900,000	1,300,000	1,306,637	6,637
TOTAL REVENUES	<u>1,026,000</u>	<u>1,450,000</u>	<u>1,446,591</u>	<u>(3,409)</u>
<b>EXPENDITURES</b>				
Current:				
Public safety	<u>898,400</u>	<u>2,150,000</u>	<u>2,149,403</u>	<u>(597)</u>
TOTAL EXPENDITURES	<u>898,400</u>	<u>2,150,000</u>	<u>2,149,403</u>	<u>(597)</u>
EXCESS OF REVENUES OVER (UNDER) EXPENDITURES	127,600	(700,000)	(702,812)	(2,812)
FUND BALANCE AT BEGINNING OF YEAR	<u>-</u>	<u>700,000</u>	<u>1,230,570</u>	<u>530,570</u>
FUND BALANCE AT END OF YEAR	<u>\$ 127,600</u>	<u>\$ -</u>	<u>\$ 527,758</u>	<u>\$ 527,758</u>

LOWNDES COUNTY, GEORGIA  
 SEIZURES SPECIAL REVENUE FUND  
 SCHEDULE OF REVENUES, EXPENDITURES AND CHANGES IN FUND BALANCE  
 BUDGET AND ACTUAL  
 For the Year Ended June 30, 2020

	Budgeted Amounts		Actual	Variance With Final Budget Over (Under)
	Original	Final		
<b>REVENUES</b>				
Fines and forfeitures	\$ 1,000,000	\$ 1,000,000	\$ 216,994	\$ (783,006)
Investment income	-	-	4,507	4,507
Miscellaneous income	-	-	72,318	72,318
TOTAL REVENUES	<u>1,000,000</u>	<u>1,000,000</u>	<u>293,819</u>	<u>(706,181)</u>
<b>EXPENDITURES</b>				
Current:				
Public safety	<u>1,000,000</u>	<u>1,000,000</u>	<u>776,618</u>	<u>(223,382)</u>
TOTAL EXPENDITURES	<u>1,000,000</u>	<u>1,000,000</u>	<u>776,618</u>	<u>(223,382)</u>
EXCESS OF REVENUES OVER (UNDER) EXPENDITURES	-	-	(482,799)	(482,799)
FUND BALANCE AT BEGINNING OF YEAR	<u>-</u>	<u>-</u>	<u>719,211</u>	<u>719,211</u>
FUND BALANCE AT END OF YEAR	<u>\$ -</u>	<u>\$ -</u>	<u>\$ 236,412</u>	<u>\$ 236,412</u>

LOWNDES COUNTY, GEORGIA  
HOTEL/MOTEL TAX FUND  
SCHEDULE OF REVENUES, EXPENDITURES AND CHANGES IN FUND BALANCE  
BUDGET AND ACTUAL  
For the Year Ended June 30, 2020

	Budgeted Amounts		Actual	Variance With Final Budget Over (Under)
	Original	Final		
REVENUES				
Taxes	\$ 475,000	\$ 475,000	\$ 411,757	\$ (63,243)
TOTAL REVENUES	<u>475,000</u>	<u>475,000</u>	<u>411,757</u>	<u>(63,243)</u>
EXPENDITURES				
Current:				
Housing and development	271,429	271,429	235,289	(36,140)
TOTAL EXPENDITURES	<u>271,429</u>	<u>271,429</u>	<u>235,289</u>	<u>(36,140)</u>
EXCESS OF REVENUES OVER (UNDER) EXPENDITURES	203,571	203,571	176,468	(27,103)
OTHER FINANCING SOURCES (USES)				
TRANSFER IN (OUT)	<u>(203,571)</u>	<u>(203,571)</u>	<u>(179,173)</u>	<u>(24,398)</u>
TOTAL OTHER FINANCING SOURCES (USES)	<u>(203,571)</u>	<u>(203,571)</u>	<u>(179,173)</u>	<u>(24,398)</u>
REVENUE AND OTHER SOURCES OVER (UNDER) EXPENDITURES AND OTHER FINANCING SOURCES (USES)	-	-	(2,705)	(2,705)
FUND BALANCE AT BEGINNING OF YEAR	<u>-</u>	<u>-</u>	<u>2,705</u>	<u>2,705</u>
FUND BALANCE AT END OF YEAR	<u>\$ -</u>	<u>\$ -</u>	<u>\$ -</u>	<u>\$ -</u>

LOWNDES COUNTY, GEORGIA  
 INTERGOVERNMENTAL GRANT FUND  
 SCHEDULE OF REVENUES, EXPENDITURES AND CHANGES IN FUND BALANCE  
 BUDGET AND ACTUAL  
 For the Year Ended June 30, 2020

	Budgeted Amounts		Actual	Variance With Final Budget Over (Under)
	Original	Final		
<b>REVENUES</b>				
Intergovernmental revenues	\$ 674,130	\$ 990,000	\$ 986,083	\$ (3,917)
TOTAL REVENUES	<u>674,130</u>	<u>990,000</u>	<u>986,083</u>	<u>(3,917)</u>
<b>EXPENDITURES</b>				
Current				
General Government				
Legislative	-	4,500	8,459	3,959
Judicial	674,130	760,000	754,920	(5,080)
Public safety	-	15,500	15,360	(140)
Housing and development	-	210,000	207,344	(2,656)
TOTAL EXPENDITURES	<u>674,130</u>	<u>990,000</u>	<u>986,083</u>	<u>(3,917)</u>
EXCESS OF REVENUES OVER (UNDER) EXPENDITURES	-	-	-	-
FUND BALANCE AT BEGINNING OF YEAR	<u>-</u>	<u>-</u>	<u>5,745</u>	<u>5,745</u>
FUND BALANCE AT END OF YEAR	<u>\$ -</u>	<u>\$ -</u>	<u>\$ 5,745</u>	<u>\$ 5,745</u>

LOWNDES COUNTY, GEORGIA  
 JAIL OPERATIONS FUND  
 SCHEDULE OF REVENUES, EXPENDITURES AND CHANGES IN FUND BALANCE  
 BUDGET AND ACTUAL  
 For the Year Ended June 30, 2020

	Budgeted Amounts		Actual	Variance With
	Original	Final		Final Budget
				Over (Under)
REVENUES				
Fines and forfeitures	\$ 414,000	\$ 414,000	\$ 327,077	\$ (86,923)
TOTAL REVENUES	<u>414,000</u>	<u>414,000</u>	<u>327,077</u>	<u>(86,923)</u>
EXPENDITURES				
Current:				
Public safety	414,000	414,000	343,427	(70,573)
TOTAL EXPENDITURES	<u>414,000</u>	<u>414,000</u>	<u>343,427</u>	<u>(70,573)</u>
EXCESS OF REVENUES OVER(UNDER) EXPENDITURES	-	-	(16,350)	(16,350)
FUND BALANCE AT BEGINNING OF YEAR	<u>-</u>	<u>-</u>	<u>16,350</u>	<u>16,350</u>
FUND BALANCE AT END OF YEAR	<u>\$ -</u>	<u>\$ -</u>	<u>\$ -</u>	<u>\$ -</u>

LOWNDES COUNTY, GEORGIA  
 DRUG ABUSE TREATMENT FUND  
 SCHEDULE OF REVENUES, EXPENDITURES AND CHANGES IN FUND BALANCE  
 BUDGET AND ACTUAL  
 For the Year Ended June 30, 2020

	Budgeted Amounts		Actual	Variance With
	Original	Final		Final Budget
				Over (Under)
REVENUES				
Intergovernmental	\$ 10,000	\$ 10,000	\$ 6,082	\$ (3,918)
Fines and forfeitures	155,000	155,000	129,610	(25,390)
TOTAL REVENUES	<u>165,000</u>	<u>165,000</u>	<u>135,692</u>	<u>(29,308)</u>
EXPENDITURES				
Current:				
Judicial	45,000	60,000	58,867	(1,133)
Health and welfare	170,000	170,000	170,000	-
TOTAL EXPENDITURES	<u>215,000</u>	<u>230,000</u>	<u>228,867</u>	<u>(1,133)</u>
EXCESS OF REVENUES OVER (UNDER) EXPENDITURES	(50,000)	(65,000)	(93,175)	(28,175)
FUND BALANCE AT BEGINNING OF YEAR	<u>50,000</u>	<u>65,000</u>	<u>93,366</u>	<u>28,366</u>
FUND BALANCE AT END OF YEAR	<u>\$ -</u>	<u>\$ -</u>	<u>\$ 191</u>	<u>\$ 191</u>

LOWNDES COUNTY, GEORGIA  
 911 EMERGENCY TELEPHONE FUND  
 SCHEDULE OF REVENUES, EXPENDITURES AND CHANGES IN FUND BALANCE  
 BUDGET AND ACTUAL  
 For the Year Ended June 30, 2020

	Budgeted Amounts		Actual	Variance With Final Budget Over (Under)
	Original	Final		
REVENUES				
Intergovernmental revenues	\$ 1,381,360	\$ 1,381,360	\$ 756,584	\$ (624,776)
Charges for services	1,215,000	1,215,000	2,125,926	910,926
Miscellaneous income	28,320	28,320	31,439	3,119
TOTAL REVENUES	<u>2,624,680</u>	<u>2,624,680</u>	<u>2,913,949</u>	<u>289,269</u>
EXPENDITURES				
Current				
Public safety	3,735,607	3,735,607	3,715,205	(20,402)
TOTAL EXPENDITURES	<u>3,735,607</u>	<u>3,735,607</u>	<u>3,715,205</u>	<u>(20,402)</u>
EXCESS OF REVENUES OVER (UNDER) EXPENDITURES	(1,110,927)	(1,110,927)	(801,256)	309,671
OTHER FINANCING SOURCES (USES)				
TRANSFERS IN	1,270,927	1,270,927	953,195	317,732
TRANSFERS (OUT)	(160,000)	(160,000)	(160,000)	-
TOTAL OTHER FINANCING SOURCES (USES)	<u>1,110,927</u>	<u>1,110,927</u>	<u>793,195</u>	<u>317,732</u>
REVENUE AND OTHER SOURCES OVER (UNDER) EXPENDITURES AND OTHER FINANCING SOURCES (USES)	-	-	(8,061)	(8,061)
FUND BALANCE AT BEGINNING OF YEAR	-	-	89,924	89,924
FUND BALANCE AT END OF YEAR	<u>\$ -</u>	<u>\$ -</u>	<u>\$ 81,863</u>	<u>\$ 81,863</u>

LOWNDES COUNTY, GEORGIA  
VICTIM ASSISTANCE FUND  
SCHEDULE OF REVENUES, EXPENDITURES AND CHANGES IN FUND BALANCE  
BUDGET AND ACTUAL  
For the Year Ended June 30, 2020

	Budgeted Amounts		Actual	Variance With Final Budget Over (Under)
	Original	Final		
<b>REVENUES</b>				
Intergovernmental	\$ 76,200	\$ 76,200	\$ 85,304	\$ 9,104
Fines and forfeitures	150,500	150,500	120,607	(29,893)
TOTAL REVENUES	<u>226,700</u>	<u>226,700</u>	<u>205,911</u>	<u>(20,789)</u>
<b>EXPENDITURES</b>				
Current:				
General Government				
Judicial	226,628	226,628	228,910	2,282
TOTAL EXPENDITURES	<u>226,628</u>	<u>226,628</u>	<u>228,910</u>	<u>2,282</u>
EXCESS OF REVENUES OVER (UNDER) EXPENDITURES	72	72	(22,999)	(23,071)
FUND BALANCE AT BEGINNING OF YEAR	<u>-</u>	<u>-</u>	<u>151,758</u>	<u>151,758</u>
FUND BALANCE AT END OF YEAR	<u>\$ 72</u>	<u>\$ 72</u>	<u>\$ 128,759</u>	<u>\$ 128,687</u>

LOWNDES COUNTY, GEORGIA  
LAW LIBRARY FUND  
SCHEDULE OF REVENUES, EXPENDITURES AND CHANGES IN FUND BALANCE  
BUDGET AND ACTUAL  
For the Year Ended June 30, 2020

	Budgeted Amounts		Actual	Variance With Final Budget Over (Under)
	Original	Final		
<b>REVENUES</b>				
Fines and forfeitures	\$ 100,000	\$ 100,000	\$ 92,554	\$ (7,446)
Investment income	-	-	1,605	1,605
<b>TOTAL REVENUES</b>	<u>100,000</u>	<u>100,000</u>	<u>94,159</u>	<u>(5,841)</u>
<b>EXPENDITURES</b>				
Current:				
General Government				
Judicial	100,000	100,000	62,703	(37,297)
<b>TOTAL EXPENDITURES</b>	<u>100,000</u>	<u>100,000</u>	<u>62,703</u>	<u>(37,297)</u>
<b>EXCESS OF REVENUES OVER (UNDER) EXPENDITURES</b>	-	-	31,456	31,456
<b>FUND BALANCE AT BEGINNING OF YEAR</b>	<u>-</u>	<u>-</u>	<u>447,182</u>	<u>447,182</u>
<b>FUND BALANCE AT END OF YEAR</b>	<u>\$ -</u>	<u>\$ -</u>	<u>\$ 478,638</u>	<u>\$ 478,638</u>

LOWNDES COUNTY, GEORGIA  
 CAPITAL PROJECTS T-SPLOST FUND  
 SCHEDULE OF REVENUE, EXPENDITURES AND CHANGES IN FUND BALANCE  
 BUDGET TO ACTUAL  
 For the Fiscal Year Ended June 30, 2020

	Budgeted Amounts		Actual	Variance With Final Budget Over (Under)
	Original	Final		
REVENUES				
Taxes	\$ 1,200,000	\$ 4,300,000	\$ 4,277,477	\$ (22,523)
TOTAL REVENUES	<u>1,200,000</u>	<u>4,300,000</u>	<u>4,277,477</u>	<u>(22,523)</u>
EXPENDITURES				
Current				
Public works	1,200,000	500,000	471,234	(28,766)
Capital outlay	<u>-</u>	<u>4,575,000</u>	<u>4,584,956</u>	<u>9,956</u>
TOTAL EXPENDITURES	<u>1,200,000</u>	<u>5,075,000</u>	<u>5,056,190</u>	<u>(18,810)</u>
EXCESS OF REVENUES OVER EXPENDITURES	-	(775,000)	(778,713)	(3,713)
FUND BALANCE AT BEGINNING OF YEAR	<u>-</u>	<u>-</u>	<u>805,802</u>	<u>805,802</u>
FUND BALANCE AT END OF YEAR	<u>\$ -</u>	<u>\$ (775,000)</u>	<u>\$ 27,089</u>	<u>\$ 802,089</u>

LOWNDES COUNTY, GEORGIA  
 CAPITAL PROJECTS PUBLIC ROADS FUND  
 SCHEDULE OF REVENUES, EXPENDITURES AND CHANGES IN FUND BALANCE  
 BUDGET AND ACTUAL  
 For the Year Ended June 30, 2020

	Budgeted Amounts		Actual	Variance With Final Budget Over (Under)
	Original	Final		
REVENUES				
Intergovernmental revenues	\$ 1,100,000	\$ 2,000,000	\$ 2,011,541	\$ 11,541
TOTAL REVENUES	<u>1,100,000</u>	<u>2,000,000</u>	<u>2,011,541</u>	<u>11,541</u>
EXPENDITURES				
Current:				
Public works	1,100,000	10,000	7,800	(2,200)
Capital outlay	-	1,990,000	1,674,903	(315,097)
TOTAL EXPENDITURES	<u>1,100,000</u>	<u>2,000,000</u>	<u>1,682,703</u>	<u>(317,297)</u>
EXCESS OF REVENUES OVER (UNDER) EXPENDITURES	-	-	328,838	328,838
FUND BALANCE AT BEGINNING OF YEAR	-	-	28,685	28,685
FUND BALANCE AT END OF YEAR	<u>\$ -</u>	<u>\$ -</u>	<u>\$ 357,523</u>	<u>\$ 357,523</u>

LOWNDES COUNTY, GEORGIA  
 CAPITAL PROJECTS CDBG GRANT FUND  
 SCHEDULE OF REVENUES, EXPENDITURES AND CHANGES IN FUND BALANCE  
 BUDGET AND ACTUAL  
 For the Year Ended June 30, 2020

	Budgeted Amounts		Actual	Variance With
	Original	Final		Final Budget
				Over (Under)
<b>REVENUES</b>				
Intergovernmental revenues	\$ -	\$ 750,000	\$ 624,920	\$ (125,080)
TOTAL REVENUES	<u>-</u>	<u>750,000</u>	<u>624,920</u>	<u>(125,080)</u>
<b>EXPENDITURES</b>				
Current:				
Housing and development	<u>-</u>	<u>750,000</u>	<u>624,920</u>	<u>(125,080)</u>
TOTAL EXPENDITURES	<u>-</u>	<u>750,000</u>	<u>624,920</u>	<u>(125,080)</u>
EXCESS OF REVENUES OVER (UNDER) EXPENDITURES	-	-	-	-
FUND BALANCE AT BEGINNING OF YEAR	<u>-</u>	<u>-</u>	<u>-</u>	<u>-</u>
FUND BALANCE AT END OF YEAR	<u>\$ -</u>	<u>\$ -</u>	<u>\$ -</u>	<u>\$ -</u>

## **OTHER ENTERPRISE FUNDS**

Enterprise Funds are used to account for any activity for which a fee is charged to external users of good or services.

**Landfill Fund** – to account for solid waste host fees collected and for post-closure care cost of the closed landfill.

**Special Tax Lighting District** – to account for fees collected for street lighting in special districts in the County.

LOWNDES COUNTY, GEORGIA  
 OTHER ENTERPRISE FUNDS  
 COMBINING STATEMENT OF NET POSITION  
 June 30, 2020

	Landfill <u>Fund</u>	Special Tax Lighting District <u>Fund</u>	<u>Total</u>
<b>ASSETS</b>			
<b>CURRENT ASSETS</b>			
Equity in pooled cash and cash equivalents	\$ 2,084,597	\$ -	\$ 2,084,597
Receivables (net of allowance for doubtful accounts)			
Accounts	<u>63,226</u>	<u>1,263</u>	<u>64,489</u>
TOTAL CURRENT ASSETS	<u>2,147,823</u>	<u>1,263</u>	<u>2,149,086</u>
<b>NONCURRENT ASSETS</b>			
<b>Capital Assets</b>			
Land	<u>203,639</u>	<u>-</u>	<u>203,639</u>
TOTAL NONCURRENT ASSETS	<u>203,639</u>	<u>-</u>	<u>203,639</u>
TOTAL ASSETS	<u>2,351,462</u>	<u>1,263</u>	<u>2,352,725</u>
<b>LIABILITIES</b>			
<b>CURRENT LIABILITIES</b>			
Accounts payable	1,395	30,331	31,726
Interfund payable	-	9,591	9,591
Current portion of compensated absences	1,201	-	1,201
Current portion of postclosure cost	<u>80,085</u>	<u>-</u>	<u>80,085</u>
TOTAL CURRENT LIABILITIES	<u>82,681</u>	<u>39,922</u>	<u>122,603</u>
<b>LONG-TERM LIABILITIES</b>			
Compensated absences	943	-	943
Postclosure cost	<u>800,848</u>	<u>-</u>	<u>800,848</u>
TOTAL LONG-TERM LIABILITIES	<u>801,791</u>	<u>-</u>	<u>801,791</u>
TOTAL LIABILITIES	<u>884,472</u>	<u>39,922</u>	<u>924,394</u>
<b>NET POSITION</b>			
Investment in capital assets	203,639	-	203,639
Unrestricted	<u>1,263,351</u>	<u>(38,659)</u>	<u>1,224,692</u>
TOTAL NET POSITION	<u>\$ 1,466,990</u>	<u>\$ (38,659)</u>	<u>\$ 1,428,331</u>

LOWNDES COUNTY, GEORGIA  
 OTHER ENTERPRISE FUNDS  
 COMBINING STATEMENTS OF REVENUE, EXPENSES AND CHANGES IN NET POSITION  
 For the Year Ending June 30, 2020

	Landfill Fund	Special Tax Lighting District Fund	Total
<b>OPERATING REVENUES</b>			
Charges for services	\$ -	\$ 433,158	\$ 433,158
Other income	<u>863,447</u>	<u>-</u>	<u>863,447</u>
<b>TOTAL OPERATING REVENUES</b>	<u>863,447</u>	<u>433,158</u>	<u>1,296,605</u>
<b>OPERATING EXPENSES</b>			
Contractual services	<u>131,246</u>	<u>365,728</u>	<u>496,974</u>
<b>TOTAL OPERATING EXPENSES</b>	<u>131,246</u>	<u>365,728</u>	<u>496,974</u>
<b>OPERATING INCOME (LOSS)</b>	732,201	67,430	799,631
<b>TRANSFERS OUT</b>	<u>(150,000)</u>	<u>-</u>	<u>(150,000)</u>
<b>CHANGE IN NET POSITION</b>	582,201	67,430	649,631
<b>NET POSITION AT BEGINNING OF YEAR</b>	<u>884,789</u>	<u>(106,089)</u>	<u>778,700</u>
<b>NET POSITION AT END OF YEAR</b>	<u>\$ 1,466,990</u>	<u>\$ (38,659)</u>	<u>\$ 1,428,331</u>

LOWNDES COUNTY, GEORGIA  
 OTHER ENTERPRISE FUNDS  
 COMBINING STATEMENTS OF CASH FLOWS  
 For the Year Ending June 30, 2020

	Landfill <u>Fund</u>	Special Tax Lighting District <u>Fund</u>	<u>Total</u>
<b><u>Increase in Cash and Cash Equivalents</u></b>			
<b><u>Cash Flows From Operating Activities</u></b>			
Cash received from other customers	\$ -	\$ 433,448	\$ 433,448
Cash received from other income	830,536	-	830,536
Cash payments for interfund transactions	-	(70,096)	(70,096)
Cash payments for contractual services	<u>(113,027)</u>	<u>(363,352)</u>	<u>(476,379)</u>
Net Cash Provided by Operating Activities	<u>717,509</u>	<u>-</u>	<u>717,509</u>
<b><u>Cash Flows From Noncapital Financing Activities</u></b>			
Cash payments for transfers out	<u>(150,000)</u>	<u>-</u>	<u>(150,000)</u>
Net Cash (Used For) Noncapital Financing Activities	<u>(150,000)</u>	<u>-</u>	<u>(150,000)</u>
Net Increase in Cash and Cash Equivalents	567,509	-	567,509
Cash and Cash Equivalents at Beginning of Year	<u>\$1,517,088</u>	<u>\$ -</u>	<u>1,517,088</u>
Cash and Cash Equivalents at End of Year	<u>\$2,084,597</u>	<u>\$ -</u>	<u>\$ 2,084,597</u>
Equity in pooled cash and cash equivalents	<u>\$2,084,597</u>	<u>\$ -</u>	<u>\$ 2,084,597</u>
Total Cash and Cash Equivalents	<u>\$2,084,597</u>	<u>\$ -</u>	<u>\$ 2,084,597</u>

LOWNDES COUNTY, GEORGIA  
 OTHER ENTERPRISE FUNDS  
 COMBINING STATEMENTS OF CASH FLOWS  
 For the Year Ending June 30, 2020

	<u>Landfill Fund</u>	<u>Special Tax Lighting District Fund</u>	<u>Total</u>
<b>Reconciliation of Operating Income (Loss) To</b>			
<b><u>Net Cash Provided by Operating Activities</u></b>			
Operating Income (Loss)	\$ 732,201	\$ 67,430	\$ 799,631
<b>Adjustments to Reconcile Operating Income (Loss) To</b>			
<b><u>Net Cash Provided by Operating Activities</u></b>			
Changes in Assets and Liabilities:			
(Increase) decrease in accounts receivable	(32,911)	290	(32,621)
Decrease in accounts payable	1,349	2,376	3,725
Decrease in interfund payable	-	(70,096)	(70,096)
Decrease in accrued liabilities	<u>16,870</u>	<u>-</u>	<u>16,870</u>
Net Cash Provided By Operating Activities	<u>\$ 717,509</u>	<u>\$ -</u>	<u>\$ 717,509</u>

## **INTERNAL SERVICE FUNDS**

Internal service funds are used to account for the financing of goods and services provided by one department or agency to other departments or agencies of the government and to other government units, on a cost reimbursement basis.

**Equipment Operations** – to account for charges to other funds for the maintenance and repair of County equipment.

**Health Insurance** – to account for charges to other funds and contributions from employees and for the payment of health insurance premiums and benefits.

**Workers Compensation** – to account for charges to other funds and contributions from employees and for the payment of workers compensation premiums and benefits.

**Technology Fund** – to account for charges to other funds for the use of technology equipment and services.

LOWNDES COUNTY, GEORGIA  
INTERNAL SERVICE FUNDS  
COMBINING STATEMENT OF NET POSITION  
June 30, 2020

	Equipment Fund	Health Insurance Fund	Workers Compensation Fund	Technology Fund	Total
<b>ASSETS</b>					
Current Assets					
Equity in pooled cash and cash equivalents	\$ 1,070,307	\$ 494,410	\$ 1,170,663	\$ 51,213	\$ 2,786,593
Receivables (net of allowance for doubtful accounts)					
Accounts	9,495	-	-	-	9,495
Prepaid expense	-	-	82,615	239,458	322,073
Inventory	123,310	-	-	-	123,310
<b>TOTAL CURRENT ASSETS</b>	<u>1,203,112</u>	<u>494,410</u>	<u>1,253,278</u>	<u>290,671</u>	<u>3,241,471</u>
Noncurrent Assets					
Capital Assets					
Depreciable capital assets, net	526,126	-	-	-	526,126
<b>TOTAL NONCURRENT ASSETS</b>	<u>526,126</u>	<u>-</u>	<u>-</u>	<u>-</u>	<u>526,126</u>
<b>TOTAL ASSETS</b>	<u>1,729,238</u>	<u>494,410</u>	<u>1,253,278</u>	<u>290,671</u>	<u>3,767,597</u>
<b>LIABILITIES</b>					
Current Liabilities					
Accounts payable	67,897	-	37,965	301	106,163
Accrued liabilities	5,775	363,363	620,000	-	989,138
Compensated absences payable	13,000	-	-	-	13,000
<b>TOTAL CURRENT LIABILITIES</b>	<u>86,672</u>	<u>363,363</u>	<u>657,965</u>	<u>301</u>	<u>1,108,301</u>
Long-Term Liabilities					
Compensated absences payable	10,214	-	-	-	10,214
<b>TOTAL LONG-TERM LIABILITIES</b>	<u>10,214</u>	<u>-</u>	<u>-</u>	<u>-</u>	<u>10,214</u>
<b>TOTAL LIABILITIES</b>	<u>96,886</u>	<u>363,363</u>	<u>657,965</u>	<u>301</u>	<u>1,118,515</u>
<b>NET POSITION</b>					
Net investment in capital assets	526,126	-	-	-	526,126
Unrestricted	1,106,226	131,047	595,313	290,370	2,122,956
<b>TOTAL NET POSITION</b>	<u>\$ 1,632,352</u>	<u>\$ 131,047</u>	<u>\$ 595,313</u>	<u>\$ 290,370</u>	<u>\$ 2,649,082</u>

LOWNDES COUNTY, GEORGIA  
INTERNAL SERVICE FUNDS  
COMBINING STATEMENTS OF REVENUE, EXPENSES AND CHANGES IN NET POSITION  
For the Year Ending June 30, 2020

	Equipment Fund	Health Insurance Fund	Workers Compensation Fund	Technology Fund	Total
<b>OPERATING REVENUES</b>					
Charges for services	\$ 2,543,914	\$ 7,133,379	\$ 338,249	\$ 736,852	\$ 10,752,394
<b>TOTAL OPERATING REVENUES</b>	<u>2,543,914</u>	<u>7,133,379</u>	<u>338,249</u>	<u>736,852</u>	<u>10,752,394</u>
<b>OPERATING EXPENSES</b>					
Personal services	355,300	-	-	-	355,300
Payroll taxes	25,746	-	-	-	25,746
Fringe benefits	156,994	-	-	-	156,994
Contractual services	290,867	-	-	614,009	904,876
Insurance and bond	-	7,522,669	303,757	-	7,826,426
Materials and supplies	1,526,356	-	-	125,448	1,651,804
Depreciation	132,139	-	-	-	132,139
<b>TOTAL OPERATING EXPENSES</b>	<u>2,487,402</u>	<u>7,522,669</u>	<u>303,757</u>	<u>739,457</u>	<u>11,053,285</u>
<b>CHANGE IN NET POSITION</b>	56,512	(389,290)	34,492	(2,605)	(300,891)
<b>NET POSITION, RESTATED</b>	<u>1,575,840</u>	<u>520,337</u>	<u>560,821</u>	<u>292,975</u>	<u>2,949,973</u>
<b>NET POSITION AT END OF YEAR</b>	<u>\$ 1,632,352</u>	<u>\$ 131,047</u>	<u>\$ 595,313</u>	<u>\$ 290,370</u>	<u>\$ 2,649,082</u>

LOWNDES COUNTY, GEORGIA  
INTERNAL SERVICE FUNDS  
COMBINING STATEMENTS OF CASH FLOWS  
For the Year Ending June 30, 2020

	Equipment Fund	Health Insurance Fund	Workers Compensation Fund	Technology Fund	Total
<b><u>Increase (Decrease) in Cash and Cash Equivalents</u></b>					
<b><u>Cash Flows From Operating Activities</u></b>					
Cash received from other funds for services	\$ 2,545,838	\$ 7,133,379	\$ 343,632	\$ 736,852	\$ 10,759,701
Cash payments for personal services	(353,562)	-	-	-	(353,562)
Cash payments for payroll taxes	(25,746)	-	-	-	(25,746)
Cash payments for fringe benefits	(156,994)	-	-	-	(156,994)
Cash payments for contractual services	(290,867)	-	-	(624,384)	(915,251)
Cash payments for insurance and bond	-	(7,423,267)	(375,613)	-	(7,798,880)
Cash payments for materials and supplies	<u>(1,613,058)</u>	<u>-</u>	<u>-</u>	<u>(215,550)</u>	<u>(1,828,608)</u>
Net Cash Provided by (Used for) Operating Activities	105,611	(289,888)	(31,981)	(103,082)	(319,340)
<b><u>Cash Flows From Capital and Related Financing Activities</u></b>					
Cash payments for acquisition of capital assets	<u>(596,635)</u>	<u>-</u>	<u>-</u>	<u>-</u>	<u>(596,635)</u>
Net Cash (Used For) Capital and Related Financing Activities	<u>(596,635)</u>	<u>-</u>	<u>-</u>	<u>-</u>	<u>(596,635)</u>
Net Increase (decrease) in Cash and Cash Equivalents	(491,024)	(289,888)	(31,981)	(103,082)	(915,975)
Cash and Cash Equivalents at Beginning of Year	<u>\$ 1,561,331</u>	<u>\$ 784,298</u>	<u>\$ 1,202,644</u>	<u>\$ 154,295</u>	<u>3,702,568</u>
Cash and Cash Equivalents at End of Year	<u>\$ 1,070,307</u>	<u>\$ 494,410</u>	<u>\$ 1,170,663</u>	<u>\$ 51,213</u>	<u>\$ 2,786,593</u>
Equity in pooled cash and cash equivalents	<u>\$ 1,070,307</u>	<u>\$ 494,410</u>	<u>\$ 1,170,663</u>	<u>\$ 51,213</u>	<u>\$ 2,786,593</u>
Total Cash and Cash Equivalents	<u>\$ 1,070,307</u>	<u>\$ 494,410</u>	<u>\$ 1,170,663</u>	<u>\$ 51,213</u>	<u>\$ 2,786,593</u>

LOWNDES COUNTY, GEORGIA  
INTERNAL SERVICE FUNDS  
COMBINING STATEMENTS OF CASH FLOWS  
For the Year Ending June 30, 2020

	<u>Equipment Fund</u>	<u>Health Insurance Fund</u>	<u>Workers Compensation Fund</u>	<u>Technology Fund</u>	<u>Total</u>
<b>Reconciliation of Operating Income (Loss) To</b>					
<b><u>Net Cash Provided by (Used For) Operating Activities</u></b>					
Operating Income (Loss)	\$ 56,512	\$ (389,290)	\$ 34,492	\$ (2,605)	\$ (300,891)
<b>Adjustments to Reconcile Operating Income (Loss) To</b>					
<b><u>Net Cash Provided by (Used For) Operating Activities</u></b>					
Depreciation	132,139	-	-	-	132,139
Changes in Assets and Liabilities:					
Increase (decrease) in accounts receivable	1,924	-	5,383	-	7,307
Increase in prepaid expense	-	-	28,689	(10,375)	18,314
Decrease in inventory	(8,277)	-	-	-	(8,277)
Increase (decrease) in accounts payable	(78,425)	(3,065)	(545)	(90,102)	(172,137)
Increase in compensated absences payable	876	-	-	-	876
Increase (decrease) in accrued expenses	862	102,467	(100,000)	-	3,329
	<u>862</u>	<u>102,467</u>	<u>(100,000)</u>	<u>-</u>	<u>3,329</u>
Net Cash Provided By (Used For) Operating Activities	<u>\$ 105,611</u>	<u>\$ (289,888)</u>	<u>\$ (31,981)</u>	<u>\$ (103,082)</u>	<u>\$ (319,340)</u>

## **FIDUCIARY FUNDS**

Agency funds are used to account for assets held by the government as an agent for individuals, private organizations, other governments and/or funds.

**Tax Commissioner** - to account for the collection of property taxes, motor vehicle taxes and title fees and mobile home fees, etc. which are disbursed to various taxing units.

**Clerk of Superior Court** - to account for the collection of various fines, forfeitures, jury fund receipts, real estate transfer taxes, recording of intangibles, fees, civil awards, etc. which are disbursed to other parties.

**Magistrate Court** - to account for the collection of fees in jurisdiction of small claims courts, which are disbursed to other parties.

**Probate Court** - to account for the collection of fees in jurisdiction of the probate court, which are disbursed to other parties.

**Sheriff** - to account for collection of cash bonds, fines, forfeitures, etc. which are disbursed to other parties.

**Development Authority** - to account for collection of property taxes designated for the Valdosta-Lowndes County Development Authority.

LOWNDES COUNTY, GEORGIA  
 AGENCY FUNDS  
 COMBINING STATEMENTS OF ASSETS AND LIABILITIES  
 June 30, 2020

	AGENCY FUNDS						TOTAL
	OFFICE OF TAX COMMISSIONER	CLERK OF COURT	MAGIS- TRATE COURT	PROBATE COURT	OFFICE OF SHERIFF	DEVELOPMENT AUTHORITY	
<b>ASSETS</b>							
Cash	\$ 241,042	\$ 2,207,240	\$ 67,348	\$ 30,413	\$ 902,266	\$ 243,942	\$ 3,692,251
Due from others	103,505	-	-	-	-	20,064	123,569
<b>TOTAL ASSETS</b>	<b>\$ 344,547</b>	<b>\$ 2,207,240</b>	<b>\$ 67,348</b>	<b>\$ 30,413</b>	<b>\$ 902,266</b>	<b>\$ 264,006</b>	<b>\$ 3,815,820</b>
<b>LIABILITIES AND FUND BALANCE</b>							
<b>LIABILITIES</b>							
Due to others	\$ 344,547	\$ 684,441	\$ 42,720	\$ 30,413	\$ -	\$ -	\$ 1,102,121
Collections held in escrow	-	1,522,799	24,628	-	902,266	264,006	2,713,699
<b>TOTAL LIABILITIES</b>	<b>344,547</b>	<b>2,207,240</b>	<b>67,348</b>	<b>30,413</b>	<b>902,266</b>	<b>264,006</b>	<b>3,815,820</b>
<b>NET POSITION</b>	<b>\$ -</b>	<b>\$ -</b>	<b>\$ -</b>	<b>\$ -</b>	<b>\$ -</b>	<b>\$ -</b>	<b>\$ -</b>

LOWNDES COUNTY, GEORGIA  
 AGENCY FUNDS  
 COMBINING STATEMENTS OF CHANGES IN  
 ASSETS AND LIABILITIES  
 For the Year Ending June 30, 2020

	<u>Balance</u> <u>July 1, 2019</u>	<u>Additions</u>	<u>Deductions</u>	<u>Balance</u> <u>June 30, 2020</u>
<u>OFFICE OF TAX COMMISSIONER</u>				
ASSETS				
Cash	\$ 303,506	\$ 119,615,009	\$ 119,677,473	\$ 241,042
Due from others	38,345	185,936	120,776	103,505
TOTAL ASSETS	<u>\$ 341,851</u>	<u>\$ 119,800,945</u>	<u>\$ 119,798,249</u>	<u>\$ 344,547</u>
LIABILITIES				
Due to others	\$ 341,851	\$ 119,800,945	\$ 119,798,249	\$ 344,547
TOTAL LIABILITIES	<u>\$ 341,851</u>	<u>\$ 119,800,945</u>	<u>\$ 119,798,249</u>	<u>\$ 344,547</u>
<u>CLERK OF COURT</u>				
ASSETS				
Cash	\$ 4,102,059	\$ 10,776,317	\$ 12,671,136	\$ 2,207,240
TOTAL ASSETS	<u>\$ 4,102,059</u>	<u>\$ 10,776,317</u>	<u>\$ 12,671,136</u>	<u>\$ 2,207,240</u>
LIABILITIES				
Due to others	\$ 654,821	\$ 10,776,317	\$ 10,746,697	\$ 684,441
Collections held in escrow	3,447,238	-	1,924,439	1,522,799
TOTAL LIABILITIES	<u>\$ 4,102,059</u>	<u>\$ 10,776,317</u>	<u>\$ 12,671,136</u>	<u>\$ 2,207,240</u>
<u>MAGISTRATE COURT</u>				
ASSETS				
Cash	\$ 87,014	\$ 1,053,292	\$ 1,072,958	\$ 67,348
TOTAL ASSETS	<u>\$ 87,014</u>	<u>\$ 1,053,292</u>	<u>\$ 1,072,958</u>	<u>\$ 67,348</u>
LIABILITIES				
Due to others	\$ 60,890	\$ 1,053,292	\$ 1,071,462	\$ 42,720
Collections held in escrow	26,124	-	1,496	24,628
TOTAL LIABILITIES	<u>\$ 87,014</u>	<u>\$ 1,053,292</u>	<u>\$ 1,072,958</u>	<u>\$ 67,348</u>

LOWNDES COUNTY, GEORGIA  
 AGENCY FUNDS  
 COMBINING STATEMENTS OF CHANGES IN  
 ASSETS AND LIABILITIES - CONTINUED  
 For the Year Ending June 30, 2020

	<u>Balance</u> <u>July 1, 2019</u>	<u>Additions</u>	<u>Deductions</u>	<u>Balance</u> <u>June 30, 2020</u>
<u>PROBATE COURT</u>				
ASSETS				
Cash	\$ 23,295	\$ 293,455	\$ 286,337	\$ 30,413
TOTAL ASSETS	<u>\$ 23,295</u>	<u>\$ 293,455</u>	<u>\$ 286,337</u>	<u>\$ 30,413</u>
LIABILITIES				
Due to others	\$ 23,295	\$ 293,455	\$ 286,337	\$ 30,413
TOTAL LIABILITIES	<u>\$ 23,295</u>	<u>\$ 293,455</u>	<u>\$ 286,337</u>	<u>\$ 30,413</u>
<u>OFFICE OF SHERIFF</u>				
ASSETS				
Cash	\$ 507,002	\$ 1,984,671	\$ 1,589,407	\$ 902,266
TOTAL ASSETS	<u>\$ 507,002</u>	<u>\$ 1,984,671</u>	<u>\$ 1,589,407</u>	<u>\$ 902,266</u>
LIABILITIES				
Due to others	\$ -	\$ 1,475,745	\$ 1,475,745	\$ -
Collections held in escrow	507,002	508,926	113,662	902,266
TOTAL LIABILITIES	<u>\$ 507,002</u>	<u>\$ 1,984,671</u>	<u>\$ 1,589,407</u>	<u>\$ 902,266</u>
<u>DEVELOPMENT AUTHORITY</u>				
ASSETS				
Cash	\$ 1,967,553	\$ 3,326,311	\$ 5,049,922	\$ 243,942
Due from others	33,703	-	13,639	20,064
TOTAL ASSETS	<u>\$ 2,001,256</u>	<u>\$ 3,326,311</u>	<u>\$ 5,063,561</u>	<u>\$ 264,006</u>
LIABILITIES				
Due to others	\$ 1,500,005	\$ -	\$ 1,500,005	\$ -
Collections held in escrow	501,251	3,326,311	3,563,556	264,006
TOTAL LIABILITIES	<u>\$ 2,001,256</u>	<u>\$ 3,326,311</u>	<u>\$ 5,063,561</u>	<u>\$ 264,006</u>

---

---

**STATISTICAL SECTION**

---

---

THIS PAGE INTENTIONALLY LEFT BLANK

**Lowndes County, Georgia**  
**Statistical Section**  
**(Unaudited)**

This part of Lowndes County's comprehensive annual financial report presents detailed information as a context for understanding what the information in the financial statements, note disclosures, and required supplementary information says about the government's overall financial health. This section included data for the County only and does not include the County's discretely presented component units. This information has not been audited by the independent auditor.

**Financial Trends**

These schedules contain trend information to help the reader understand how the County's financial performance and well-being have changed over time.

**Revenue Capacity**

These schedules contain information to help the reader assess the County's most significant local revenue source, the property taxes.

**Debt Capacity**

These schedules contain information to help the reader assess the affordability of the County's current levels of outstanding debt and the County's ability to issue additional debt in the future.

**Demographic and Economic Information**

These schedules offer demographic and economic indicators to help the reader understand the environment within which the County's financial activities take place.

**Operating Information**

These schedules contain service and infrastructure data to help the reader understand how the information in the County's financial report relates to the services the government provides and the activities it performs.

**Source:** Unless otherwise noted, the information in these schedules is derived from the comprehensive annual financial reports for the relevant year.

Lowndes County, Georgia  
Net Position by Component (Unaudited)  
Last Ten Fiscal Years  
*(accrual basis of accounting)*

Fiscal Year Ending June 30,	<u>2020</u>	<u>2019</u>	<u>2018</u>	<u>2017</u>	<u>2016</u>
<b>Governmental Activities</b>					
Net investment in capital assets	\$ 121,365,288	\$ 113,833,133	\$ 106,820,771	\$ 102,350,427	\$ 99,227,901
Restricted	14,632,375	13,329,697	13,620,273	23,453,782	19,635,708
Unrestricted	<u>(50,704,516)</u>	<u>(46,869,571)</u>	<u>(49,527,042)</u>	<u>(18,114,965)</u>	<u>(18,057,260)</u>
Total governmental activities net positions	<u>\$ 85,293,147</u>	<u>\$ 80,293,259</u>	<u>\$ 70,914,002</u>	<u>\$ 107,689,244</u>	<u>\$ 100,806,349</u>
<b>Business Activities</b>					
Net investment in capital assets	\$ 43,643,176	\$ 39,952,571	\$ 37,203,351	\$ 35,192,890	\$ 31,701,505
Restricted	-	-	-	-	-
Unrestricted	<u>5,684,174</u>	<u>5,278,322</u>	<u>5,276,488</u>	<u>6,116,967</u>	<u>4,132,157</u>
Total business activities net positions	<u>\$ 49,327,350</u>	<u>\$ 45,230,893</u>	<u>\$ 42,479,839</u>	<u>\$ 41,309,857</u>	<u>\$ 35,833,662</u>
<b>Primary Government</b>					
Net investment in capital assets	\$ 165,008,464	\$ 153,785,704	\$ 144,024,122	\$ 137,543,317	\$ 133,929,406
Restricted	14,632,375	13,329,697	13,620,273	23,453,782	19,635,708
Unrestricted *	<u>(45,020,342)</u>	<u>(41,591,249)</u>	<u>(44,331,798)</u>	<u>(11,997,998)</u>	<u>(13,925,103)</u>
Total primary government net positions	<u>\$ 134,620,497</u>	<u>\$ 125,524,152</u>	<u>\$ 113,312,597</u>	<u>\$ 148,999,101</u>	<u>\$ 139,640,011</u>

\*- GASB Statement Numbers 67 and 68 were implemented in FY2015 creating a restatement to net position for pension liabilities.

\*- GASB Statement Number 75 was implemented in FY2019 creating a restatement to net position for other postemployment benefits liabilities.

<u>2015</u>	<u>2014</u>	<u>2013</u>	<u>2012</u>	<u>2011</u>
\$ 94,815,672	\$ 96,669,665	\$ 91,132,521	\$ 95,694,310	\$ 104,718,159
16,659,022	10,216,435	7,429,021	7,965,905	7,413,141
<u>(12,059,503)</u>	<u>4,591,882</u>	<u>12,639,719</u>	<u>11,292,055</u>	<u>16,994,681</u>
<u>\$ 99,415,191</u>	<u>\$ 111,477,982</u>	<u>\$ 111,201,261</u>	<u>\$ 114,952,270</u>	<u>\$ 129,125,981</u>
\$ 31,475,723	\$ 30,405,797	\$ 30,583,047	\$ 31,716,380	\$ 32,213,264
-	-	-	-	-
<u>2,578,746</u>	<u>2,532,188</u>	<u>1,578,791</u>	<u>810,273</u>	<u>264,522</u>
<u>\$ 34,054,469</u>	<u>\$ 32,937,985</u>	<u>\$ 32,161,838</u>	<u>\$ 32,526,653</u>	<u>\$ 32,477,786</u>
\$ 126,291,395	\$ 127,075,462	\$ 121,715,568	\$ 127,410,690	\$ 136,931,423
16,659,022	10,216,435	7,429,021	7,965,905	7,413,141
<u>(9,480,757)</u>	<u>7,124,070</u>	<u>14,218,510</u>	<u>12,102,328</u>	<u>17,259,203</u>
<u>\$ 133,469,660</u>	<u>\$ 144,415,967</u>	<u>\$ 143,363,099</u>	<u>\$ 147,478,923</u>	<u>\$ 161,603,767</u>

Lowndes County, Georgia  
Changes in Net Position (Unaudited),  
Last Ten Years  
(*accrual basis of accounting*)

Fiscal Year Ending June 30,	<u>2020</u>	<u>2019</u>	<u>2018</u>	<u>2017</u>	<u>2016</u>
<b>Expenses</b>					
Governmental activities:					
General government					
Legislative and executive	\$ 15,121,249	\$ 14,215,417	\$ 13,845,197	\$ 12,584,636	\$ 12,731,452
Judicial	9,474,026	8,879,969	8,066,560	6,982,086	6,300,337
Public safety	37,528,901	34,777,645	32,968,735	30,267,778	27,903,906
Public works	25,105,197	24,780,886	21,788,528	19,780,813	20,059,360
Health and welfare	736,917	934,533	1,154,754	1,164,288	1,094,544
Culture and recreation	5,093,006	5,351,296	6,982,122	5,488,725	4,740,716
Housing and development	5,520,944	5,106,362	4,921,950	4,623,047	4,250,158
Interest on long-term debt	126,400	143,066	160,798	178,211	195,253
Total governmental activities expenses	<u>98,706,640</u>	<u>94,189,174</u>	<u>89,888,644</u>	<u>81,069,584</u>	<u>77,275,726</u>
Business-type activities:					
Water and sewer	6,755,126	6,632,273	5,219,772	4,776,919	4,704,684
Landfill	131,246	448,480	57,813	45,252	55,896
Special Tax Lighting District	365,728	352,877	337,342	326,287	304,972
Sanitation Fund	-	-	-	-	-
Total business-type activities expenses	<u>7,252,100</u>	<u>7,433,630</u>	<u>5,614,927</u>	<u>5,148,458</u>	<u>5,065,552</u>
Total primary government expenses	<u>105,958,740</u>	<u>101,622,804</u>	<u>95,503,571</u>	<u>86,218,042</u>	<u>82,341,278</u>
<b>Program Revenues</b>					
Governmental activities:					
Charges for services:					
Legislative and executive	\$ 1,361,956	\$ 1,404,745	\$ 1,307,789	\$ 1,271,678	\$ 1,312,156
Judicial	4,422,332	6,916,555	3,404,923	3,884,244	4,063,024
Public safety	4,686,702	3,688,694	3,739,864	3,656,085	3,636,600
Public works	106,924	110,186	116,758	94,231	96,239
Health and welfare	-	-	-	-	860
Housing and development	-	-	-	-	-
Operating grants and contributions	2,326,113	3,143,440	2,973,682	2,454,041	2,462,308
Capital grants and contributions	2,636,461	3,293,461	2,280,936	2,448,359	805,575
Total governmental activities program revenues	<u>15,540,488</u>	<u>18,557,081</u>	<u>13,823,952</u>	<u>13,808,638</u>	<u>12,376,762</u>
Business-type activities:					
Charges for services:					
Water and sewer	8,777,107	7,434,631	7,081,259	7,291,559	6,199,474
Landfill	863,447	422,757	364,693	397,636	368,385
Special tax lighting district	433,158	426,342	333,944	290,436	283,497
Sanitation fund	-	-	-	-	-
Capital grant and contributions	1,871,568	2,608,703	-	-	-
Total business-type activities program revenues	<u>11,945,280</u>	<u>10,892,433</u>	<u>7,779,896</u>	<u>7,979,631</u>	<u>6,851,356</u>
Total primary government program revenues	<u>\$ 27,485,768</u>	<u>\$ 29,449,514</u>	<u>\$ 21,603,848</u>	<u>\$ 21,788,269</u>	<u>\$ 19,228,118</u>

<u>2015</u>	<u>2014</u>	<u>2013</u>	<u>2012</u>	<u>2011</u>
\$ 12,747,798	\$ 13,347,150	\$ 12,678,632	\$ 13,453,075	\$ 11,563,172
5,909,463	5,682,778	5,201,928	5,857,655	6,816,400
28,594,394	28,733,508	27,846,930	28,137,430	26,158,677
22,766,891	20,197,909	26,622,355	35,052,487	36,895,481
1,162,032	1,574,191	1,357,428	898,284	1,041,394
4,831,007	4,777,631	4,577,105	4,519,407	1,010,085
4,217,434	4,198,718	4,390,318	4,221,064	2,087,190
212,069	604,908	874,565	1,523,932	1,754,844
<u>80,441,088</u>	<u>79,116,793</u>	<u>83,549,261</u>	<u>93,663,334</u>	<u>87,327,243</u>
4,876,401	4,455,130	4,781,971	4,396,261	4,415,893
70,453	68,913	46,210	43,772	53,471
301,548	295,855	290,639	283,848	270,396
-	-	660,737	951,209	941,658
<u>5,248,402</u>	<u>4,819,898</u>	<u>5,779,557</u>	<u>5,675,090</u>	<u>5,681,418</u>
<u>85,689,490</u>	<u>83,936,691</u>	<u>89,328,818</u>	<u>99,338,424</u>	<u>93,008,661</u>
\$ 1,206,804	\$ 1,144,930	\$ 1,054,379	\$ 1,039,256	\$ 979,628
3,817,747	4,094,919	4,529,884	4,714,612	3,155,568
3,635,543	3,512,034	3,396,496	3,988,679	5,240,752
84,367	68,522	61,623	73,918	31,661
11,424	11,342	12,839	36,917	215,826
-	-	-	-	-
2,120,564	1,676,080	1,952,415	1,754,554	1,140,547
900,201	1,129,912	1,859,509	1,779,080	2,829,238
<u>11,776,650</u>	<u>11,637,739</u>	<u>12,867,145</u>	<u>13,387,016</u>	<u>13,593,220</u>
5,661,873	5,353,852	4,938,717	5,282,108	5,281,592
449,426	361,087	435,720	411,070	811,150
265,807	253,546	243,043	211,058	191,349
-	-	299,467	594,198	585,115
-	-	-	-	-
<u>6,377,106</u>	<u>5,968,485</u>	<u>5,916,947</u>	<u>6,498,434</u>	<u>6,869,206</u>
<u>\$ 18,153,756</u>	<u>\$ 17,606,224</u>	<u>\$ 18,784,092</u>	<u>\$ 19,885,450</u>	<u>\$ 20,462,426</u>

Lowndes County, Georgia  
Changes in Net Position (Unaudited),  
Last Ten Years  
(accrual basis of accounting)

Fiscal Year Ending June 30,	<u>2020</u>	<u>2019</u>	<u>2018</u>	<u>2017</u>	<u>2016</u>
<b>Net (Expense) Revenue</b>					
Governmental activities	\$ (83,166,152)	\$ (75,632,093)	\$ (76,064,692)	\$ (67,260,946)	\$ (64,898,964)
Business-type activities	<u>4,693,180</u>	<u>3,458,803</u>	<u>2,164,939</u>	<u>2,831,173</u>	<u>1,785,804</u>
Total primary government net expense	<u>\$ (78,472,972)</u>	<u>\$ (72,173,290)</u>	<u>\$ (73,899,753)</u>	<u>\$ (64,429,773)</u>	<u>\$ (63,113,160)</u>
<b>General Revenues and Other Changes in Net Position</b>					
Governmental activities:					
Taxes					
Property taxes	\$ 38,480,270	\$ 37,005,480	\$ 36,344,513	\$ 35,228,326	\$ 30,877,255
Alcoholic beverage taxes	503,999	475,253	485,522	517,520	532,111
Occupational taxes	770,917	615,300	648,758	659,502	620,356
Hotel/Motel taxes	411,757	469,338	475,522	443,779	322,379
Franchise taxes	111,380	147,614	58,272	119,065	90,731
Insurance premium taxes	3,384,824	3,158,244	2,928,398	2,734,353	2,569,810
Sales taxes	40,922,168	35,688,396	33,271,101	31,895,363	32,433,256
Public utility taxes	1,154,231	1,107,795	899,584	929,743	820,140
Miscellaneous	1,597,411	1,643,456	1,037,021	1,057,678	1,014,911
Interest	-	-	-	-	-
Transfer in (out)	<u>600,000</u>	<u>600,000</u>	<u>(1,289,094)</u>	<u>558,522</u>	<u>(2,990,825)</u>
Total governmental activities	<u>87,936,957</u>	<u>80,910,876</u>	<u>74,859,597</u>	<u>74,143,851</u>	<u>66,290,124</u>
Business-type activities					
Interest	3,277	4,300	3,000	203,544	2,563
Transfer in (out)	<u>(600,000)</u>	<u>(600,000)</u>	<u>1,289,094</u>	<u>(558,522)</u>	<u>2,990,825</u>
Total business-type activities	<u>(596,723)</u>	<u>(595,700)</u>	<u>1,292,094</u>	<u>(354,978)</u>	<u>2,993,388</u>
Total primary government	<u>\$ 87,340,234</u>	<u>\$ 80,315,176</u>	<u>\$ 76,151,691</u>	<u>\$ 73,788,873</u>	<u>\$ 69,283,512</u>
<b>Change in Net Position</b>					
Governmental activities	\$ 4,770,805	\$ 5,278,783	\$ (1,205,095)	\$ 6,882,905	\$ 1,391,160
Business-type activities	<u>4,096,457</u>	<u>2,863,103</u>	<u>3,457,033</u>	<u>2,476,195</u>	<u>4,779,192</u>
Total primary government	<u>\$ 8,867,262</u>	<u>\$ 8,141,886</u>	<u>\$ 2,251,938</u>	<u>\$ 9,359,100</u>	<u>\$ 6,170,352</u>

<u>2015</u>	<u>2014</u>	<u>2013</u>	<u>2012</u>	<u>2011</u>
\$ (68,664,438)	\$ (67,479,054)	\$ (70,682,116)	\$ (80,276,318)	\$ (73,734,023)
<u>1,128,704</u>	<u>1,148,587</u>	<u>137,390</u>	<u>823,344</u>	<u>1,187,788</u>
<u>\$ (67,535,734)</u>	<u>\$ (66,330,467)</u>	<u>\$ (70,544,726)</u>	<u>\$ (79,452,974)</u>	<u>\$ (72,546,235)</u>

\$ 32,605,491	\$ 29,334,593	\$ 28,017,047	\$ 27,896,942	\$ 21,175,180
519,700	511,272	486,800	484,361	511,846
616,773	603,078	544,984	606,505	357,384
312,292	281,051	272,613	273,668	-
118,282	114,398	116,773	139,430	173,918
2,399,798	2,285,406	2,198,903	2,058,288	2,310,403
33,352,945	32,675,107	33,747,828	34,808,458	34,301,734
654,305	565,454	659,404	558,293	529,902
677,293	1,002,806	855,646	988,631	497,551
-	-	-	-	44,599
<u>12,232</u>	<u>372,610</u>	<u>334,000</u>	<u>877,217</u>	<u>(255,457)</u>
<u>71,269,111</u>	<u>67,745,775</u>	<u>67,233,998</u>	<u>68,691,793</u>	<u>59,647,060</u>

12	170	9,793	102,740	10,382
<u>(12,232)</u>	<u>(372,610)</u>	<u>(334,000)</u>	<u>(877,217)</u>	<u>255,457</u>
<u>(12,220)</u>	<u>(372,440)</u>	<u>(324,207)</u>	<u>(774,477)</u>	<u>265,839</u>
<u>\$ 71,256,891</u>	<u>\$ 67,373,335</u>	<u>\$ 66,909,791</u>	<u>\$ 67,917,316</u>	<u>\$ 59,912,899</u>

\$ 2,604,673	\$ 266,721	\$ (3,448,118)	\$ (11,584,525)	\$ (14,086,963)
<u>1,116,484</u>	<u>776,147</u>	<u>(186,817)</u>	<u>48,867</u>	<u>1,453,627</u>
<u>\$ 3,721,157</u>	<u>\$ 1,042,868</u>	<u>\$ (3,634,935)</u>	<u>\$ (11,535,658)</u>	<u>\$ (12,633,336)</u>

Lowndes County, Georgia  
Fund Balances, Governmental Funds (Unaudited)  
Last Ten Fiscal Years  
*(modified accrual basis of accounting)*

Fiscal Year Ending June 30,	<u>2020</u>	<u>2019</u>	<u>2018</u>	<u>2017</u>	<u>2016</u>
<b>General Fund</b>					
Assigned	\$ 13,390,946	\$11,891,403	\$ 11,891,403	\$11,777,833	\$12,057,549
Unassigned	<u>9,420,184</u>	<u>7,495,526</u>	<u>4,497,564</u>	<u>4,146,455</u>	<u>3,213,323</u>
Total general fund	<u>\$ 22,811,130</u>	<u>\$19,386,929</u>	<u>\$ 16,388,967</u>	<u>\$15,924,288</u>	<u>\$15,270,872</u>
<b>All Other Governmental Funds</b>					
Restricted	\$ 14,638,120	\$13,335,442	\$ 13,626,018	\$14,828,114	\$11,053,197
Assigned	4,707,889	3,375,604	2,821,514	2,753,061	2,083,678
Unassigned, reported in:					
Special revenue funds	-	-	-	-	-
Capital projects funds	<u>-</u>	<u>-</u>	<u>-</u>	<u>-</u>	<u>-</u>
Total all other governmental funds:	<u>\$ 19,346,009</u>	<u>\$16,711,046</u>	<u>\$ 16,447,532</u>	<u>\$17,581,175</u>	<u>\$13,136,875</u>

<u>2015</u>	<u>2014</u>	<u>2013</u>	<u>2012</u>	<u>2011</u>
\$12,207,325	\$12,691,370	\$13,724,513	\$14,224,513	\$14,513,083
<u>3,130,470</u>	<u>2,290,541</u>	<u>3,036,971</u>	<u>3,205,095</u>	<u>3,958,498</u>
<u>\$15,337,795</u>	<u>\$14,981,911</u>	<u>\$16,761,484</u>	<u>\$17,429,608</u>	<u>\$18,471,581</u>
\$14,078,478	\$ 7,518,696	\$11,784,570	\$ 8,429,195	\$ 8,536,116
1,219,958	706,094	259,177	215,235	185,557
-	-	-	-	(552,826)
-	-	-	-	860,326
<u>\$15,298,436</u>	<u>\$ 8,224,790</u>	<u>\$12,043,747</u>	<u>\$ 8,644,430</u>	<u>\$ 8,168,847</u>

Lowndes County, Georgia  
Changes in Fund Balances, Governmental Funds (Unaudited),  
Last Ten Fiscal Years  
*(accrual basis of accounting)*

Fiscal Year Ending June 30,	<u>2020</u>	<u>2019</u>	<u>2018</u>	<u>2017</u>	<u>2016</u>
<b>Revenues</b>					
Taxes	\$ 85,452,044	\$ 78,716,359	\$ 75,211,768	\$ 72,648,101	\$ 68,556,417
Licenses and permits	172,543	200,741	136,676	130,906	155,279
Intergovernmental revenues	5,301,644	5,916,278	5,121,341	4,885,875	3,251,530
Charges for services	6,392,815	6,186,634	6,053,694	5,973,023	5,874,110
Fines and forfeitures	3,255,974	5,732,804	2,378,961	2,802,310	3,079,490
Investment income	417,515	520,625	98,931	16,526	16,353
Miscellaneous	<u>1,556,603</u>	<u>1,595,654</u>	<u>986,543</u>	<u>1,003,254</u>	<u>956,590</u>
<b>Total revenues</b>	<u>102,549,138</u>	<u>98,869,095</u>	<u>89,987,914</u>	<u>87,459,995</u>	<u>81,889,769</u>
<b>Expenditures</b>					
General government					
Legislative and executive	\$ 12,447,518	\$ 12,738,714	\$ 12,400,149	\$ 11,446,499	\$ 10,684,609
Judicial	8,104,170	8,074,562	7,865,324	7,275,305	7,167,422
Public safety	29,726,494	26,410,841	28,393,909	26,517,739	25,800,237
Public works	8,865,913	11,586,074	6,451,756	6,799,468	5,704,932
Health and welfare	907,358	933,542	1,155,402	1,168,376	1,097,014
Culture and recreation	5,041,023	5,421,268	6,597,441	5,084,948	4,685,341
Housing and development	4,675,905	4,993,527	4,789,306	4,597,599	4,244,301
Intergovernmental	13,023,640	12,854,355	12,295,591	11,787,151	11,985,598
Capital outlay	13,246,553	12,145,236	8,371,706	7,929,566	8,393,877
Debt service					
Principle	925,000	905,000	885,000	870,000	850,000
Interest	<u>126,400</u>	<u>144,500</u>	<u>162,200</u>	<u>179,600</u>	<u>196,600</u>
<b>Total Expenditures</b>	<u>97,089,974</u>	<u>96,207,619</u>	<u>89,367,784</u>	<u>83,656,251</u>	<u>80,809,931</u>
<b>Excess of revenues over (under) expenditure</b>	<u>5,459,164</u>	<u>2,661,476</u>	<u>620,130</u>	<u>3,803,744</u>	<u>1,079,838</u>
<b>Other Financing Sources (Uses)</b>					
Capital financing	-	-	-	735,450	-
Transfer in	2,217,368	2,171,735	2,171,735	2,171,282	2,188,484
Transfer out	<u>(1,617,368)</u>	<u>(3,460,829)</u>	<u>(3,460,829)</u>	<u>(1,612,760)</u>	<u>(5,179,309)</u>
<b>Total other financing sources (uses)</b>	<u>600,000</u>	<u>(1,289,094)</u>	<u>(1,289,094)</u>	<u>1,293,972</u>	<u>(2,990,825)</u>
<b>Net change in fund balances</b>	<u>\$ 6,059,164</u>	<u>\$ 1,372,382</u>	<u>\$ (668,964)</u>	<u>\$ 5,097,716</u>	<u>\$ (1,910,987)</u>
<b>Debt service as a percentage of noncapital expenditures</b>	1.25%	1.25%	1.29%	1.39%	1.45%

<u>2015</u>	<u>2014</u>	<u>2013</u>	<u>2012</u>	<u>2011</u>
\$ 70,546,603	\$ 66,367,426	\$ 66,035,682	\$ 66,456,938	\$ 59,548,885
131,055	130,807	99,341	132,168	117,935
2,988,192	2,757,803	3,781,219	3,519,504	4,051,774
5,789,394	5,601,346	5,687,127	6,320,517	6,178,392
2,835,436	3,099,595	3,268,751	3,400,696	2,883,883
32,572	48,191	30,705	14,131	61,937
<u>583,831</u>	<u>607,283</u>	<u>480,501</u>	<u>632,848</u>	<u>485,665</u>
<u>82,907,083</u>	<u>78,612,451</u>	<u>79,383,326</u>	<u>80,476,802</u>	<u>73,328,471</u>
\$ 10,996,723	\$ 10,050,950	\$ 9,908,048	\$ 9,590,306	\$ 9,274,035
6,513,406	6,267,247	5,942,037	6,221,941	6,751,027
26,321,713	25,824,458	25,184,661	25,931,440	23,981,068
5,655,379	6,155,815	4,593,106	4,253,281	8,305,664
1,195,708	870,328	859,923	893,716	1,049,234
4,829,388	4,681,077	4,577,105	4,518,596	1,000,000
4,185,465	4,191,862	4,557,326	4,216,382	1,403,566
14,165,484	11,319,810	9,904,148	10,486,448	9,416,508
3,265,709	3,208,286	2,406,981	3,283,091	2,660,740
840,000	8,710,000	8,290,000	7,965,000	5,505,000
213,400	607,138	891,828	1,525,881	1,757,000
<u>78,182,375</u>	<u>81,886,971</u>	<u>77,115,163</u>	<u>78,886,082</u>	<u>71,103,842</u>
<u>4,724,708</u>	<u>(3,274,520)</u>	<u>2,268,163</u>	<u>1,590,720</u>	<u>2,224,629</u>
-	-	125,000	-	-
1,862,786	1,887,116	1,718,027	2,894,089	1,430,641
<u>(1,850,554)</u>	<u>(1,514,506)</u>	<u>(1,384,027)</u>	<u>(2,019,872)</u>	<u>(1,686,097)</u>
<u>12,232</u>	<u>372,610</u>	<u>459,000</u>	<u>874,217</u>	<u>(255,456)</u>
<u>\$ 4,736,940</u>	<u>\$ (2,901,910)</u>	<u>\$ 2,727,163</u>	<u>\$ 2,464,937</u>	<u>\$ 1,969,173</u>
1.41%	11.84%	12.29%	12.55%	10.61%

Lowndes County, Georgia  
Tax Revenues by Source, Governmental Fund (Unaudited),  
Last Ten Fiscal Years  
*(modified accrual basis of accounting)*

Fiscal Year	Property Tax	Title Advalorem Vehicle Tax	Beverage Tax	Franchise Tax	Local Option Sales Tax	Special Purpose Local Option Sales Tax	Hotel/Motel Tax	Insurance Premium Tax	Intangible Tax	Total
2011	19,768,176	-	511,846	173,918	12,592,637	21,709,097	274,860	2,097,125	409,048	57,536,707
2012	26,125,012	-	484,361	139,430	12,778,041	22,030,417	273,668	2,058,288	405,139	64,294,356
2013	26,157,401	431,831	486,800	116,773	12,387,903	21,359,925	272,613	2,198,903	503,831	63,915,980
2014	26,290,909	1,623,444	511,272	114,398	11,991,187	20,683,920	281,051	2,285,406	412,764	64,194,351
2015	28,743,941	2,403,931	519,700	118,282	12,247,943	21,105,022	312,292	2,399,798	394,652	68,245,561
2016	27,865,106	2,012,398	532,111	90,731	11,906,457	20,526,799	322,379	2,569,810	446,525	66,272,316
2017	32,029,878	2,042,727	517,520	119,065	11,708,428	20,196,935	443,779	2,734,353	441,563	70,234,248
2018	32,720,772	2,410,587	485,522	58,272	12,213,401	21,057,700	475,522	2,928,398	349,392	72,699,566
2019	32,807,780	2,730,318	475,253	147,614	12,780,906	22,016,014	469,338	3,158,244	553,573	75,139,040
2020	32,191,263	4,564,939	503,999	111,380	13,466,432	12,070,841	411,757	3,384,824	639,094	67,344,529
Change 2011-2020	62.84%	126.84%	-1.53%	-35.96%	6.94%	-44.40%	49.81%	61.40%	56.24%	17.05%

Notes: Includes General and Special Revenue Funds

Property taxes beginning in 2012 include the county taxes levied for the Valdosta-Lowndes County Development Authority and the Valdosta-Lowndes County Parks and Recreation Authority.

Effective in January 2013, sales tax is no longer collected on manufacturing energy usage.

Effective April 1, 2013, sales tax is no longer collected on vehicle sales. The sales tax was replaced with a Title Advalorem Tax (TAVT) at the time of sale which replaces annual property taxes on vehicles purchased from April 1, 2013 forward.

Effective in August 2016, the hotel-motel tax was raised from 5% to 7%.

Lowndes County, Georgia  
 Assessed Value and Actual Value of Taxable Property (Unaudited),  
 Last Ten Fiscal Years  
 (in thousands of dollars)

Fiscal Year Ended <u>June 30,</u>	Assessed Value Residential <u>Property</u>	Assessed Value Commercial <u>Property</u>	Assessed Value Industrial <u>Property</u>	Assessed Value Personal <u>Property</u>	Less: Assessed Value Tax-Exempt <u>Property</u>	Total Taxable Assessed <u>Value</u>
2011	1,533,881	919,014	421,432	211,749	288,437	2,797,639
2012	1,545,873	905,710	452,877	213,668	315,997	2,802,131
2013	1,523,611	943,904	493,895	227,573	321,475	2,867,508
2014	1,523,248	937,983	507,566	239,653	310,207	2,898,243
2015	1,526,911	965,117	522,662	205,404	320,119	2,899,975
2016	1,532,969	1,171,548	547,981	139,175	396,512	2,995,161
2017	1,547,612	1,122,320	557,674	104,590	332,732	2,999,464
2018	1,562,962	1,131,310	572,684	77,449	400,809	2,943,595
2019	1,607,496	1,177,792	644,328	60,761	422,286	3,068,092
2020	1,643,921	1,206,094	637,479	50,187	427,868	3,109,814

Lowndes County, Georgia  
 Assessed Value and Actual Value of Taxable Property (Unaudited),  
 Last Ten Fiscal Years  
*(in thousands of dollars)*

Fiscal Year Ended <u>June 30,</u>	Total Taxable Assessed <u>Value</u>	Estimated Actual Taxable <u>Value</u>	Ratio of Total		
			Accessed to Total Actual <u>Value</u>	Total Direct Unincorporated <u>Tax Rate (1)</u>	Total Direct Incorporated <u>Tax Rate</u>
2011	2,797,639	6,994,098	40%	7.31	7.31
2012	2,802,131	7,005,328	40%	7.31	7.31
2013	2,867,508	7,168,770	40%	7.31	7.31
2014	2,898,243	7,245,608	40%	7.30	7.30
2015	2,899,975	7,249,938	40%	8.31	8.31
2016	2,995,161	7,487,903	40%	7.80	7.80
2017	2,999,464	7,498,660	40%	8.97	8.97
2018	2,943,595	7,358,987	40%	8.97	8.97
2019	3,068,092	7,670,230	40%	8.81	8.81
2020	3,109,814	7,774,535	40%	8.69	8.69

Lowndes County, Georgia  
 Direct and Overlapping Property Tax Rates (Unaudited)  
 Last Ten Fiscal Years  
*(rate per \$1,000 of access value)*

<b>Jurisdiction:</b>	<u>2011</u>	<u>2012</u>	<u>2013</u>	<u>2014</u>	<u>2015</u>	<u>2016</u>	<u>2017</u>	<u>2018</u>	<u>2019</u>	<u>2020</u>
<b>County</b>										
Maintenance and Operations:										
Direct Rates:										
Unincorporated	7.31	7.31	7.31	7.30	8.31	7.80	8.97	8.97	8.81	8.69
Incorporated	7.31	7.31	7.31	7.30	8.31	7.80	8.97	8.97	8.81	8.69
Overlapping Rates:										
Valdosta-Lowndes County Development Authority	1.00	1.00	1.00	1.00	1.00	1.00	1.00	1.00	1.00	1.00
Valdosta-Lowndes County Parks & Recreation Authority	1.25	1.25	1.25	1.25	1.25	1.25	1.25	1.25	1.25	1.25
Total County - Unincorporated	<u>9.56</u>	<u>9.56</u>	<u>9.56</u>	<u>9.55</u>	<u>10.56</u>	<u>10.05</u>	<u>11.22</u>	<u>11.22</u>	<u>11.06</u>	<u>10.94</u>
Total County - Incorporated	<u>9.56</u>	<u>9.56</u>	<u>9.56</u>	<u>9.55</u>	<u>10.56</u>	<u>10.05</u>	<u>11.22</u>	<u>11.22</u>	<u>11.06</u>	<u>10.94</u>
<b>Schools</b>										
Maintenance and Operations:										
Lowndes County Board of Education	14.70	14.70	14.73	14.73	16.85	16.85	16.91	16.84	16.54	16.38
Valdosta Board of Education	16.98	16.98	16.98	16.98	16.98	16.98	16.98	16.98	16.98	16.75
Total Schools - County	<u>14.70</u>	<u>14.70</u>	<u>14.73</u>	<u>14.73</u>	<u>16.85</u>	<u>16.85</u>	<u>16.91</u>	<u>16.84</u>	<u>16.54</u>	<u>16.38</u>
Total Schools - City of Valdosta	<u>16.98</u>	<u>16.98</u>	<u>16.98</u>	<u>16.98</u>	<u>16.98</u>	<u>16.98</u>	<u>16.98</u>	<u>16.98</u>	<u>16.98</u>	<u>16.75</u>
<b>Municipalities</b>										
Maintenance and Operations:										
City of Hahira	5.38	5.38	4.75	4.75	4.75	4.75	4.75	4.75	4.75	4.75
City of Lake Park	4.70	5.05	5.05	5.05	6.55	6.55	6.55	7.55	7.39	7.93
City of Remerton	6.39	6.39	6.38	6.38	6.35	6.35	6.72	6.69	6.65	6.48
City of Valdosta	4.11	4.11	4.11	4.10	6.10	6.10	7.95	8.00	7.92	7.81
<b>State</b>	0.25	0.25	.020	0.15	0.10	0.05	.00	.00	.00	.00
Total Direct and Overlapping Rates:										
Total Unincorporated	<u>24.51</u>	<u>24.51</u>	<u>24.31</u>	<u>24.43</u>	<u>27.51</u>	<u>26.95</u>	<u>28.13</u>	<u>28.06</u>	<u>27.60</u>	<u>27.32</u>
Total City of Hahira	<u>29.89</u>	<u>29.89</u>	<u>29.06</u>	<u>29.18</u>	<u>32.26</u>	<u>31.70</u>	<u>32.88</u>	<u>32.81</u>	<u>32.35</u>	<u>32.07</u>
Total City of Lake Park	<u>29.21</u>	<u>29.56</u>	<u>29.36</u>	<u>29.48</u>	<u>34.06</u>	<u>33.50</u>	<u>34.68</u>	<u>35.61</u>	<u>34.99</u>	<u>35.25</u>
Total City of Remerton	<u>30.90</u>	<u>30.90</u>	<u>30.69</u>	<u>30.81</u>	<u>33.86</u>	<u>33.30</u>	<u>34.85</u>	<u>34.75</u>	<u>34.25</u>	<u>33.80</u>
Total City of Valdosta	<u>30.90</u>	<u>30.90</u>	<u>30.67</u>	<u>30.78</u>	<u>33.74</u>	<u>33.18</u>	<u>36.15</u>	<u>36.20</u>	<u>35.96</u>	<u>35.50</u>

County, Development Authority, Parks and Recreation Authority and State property taxes are accessed county wide. Lowndes County Board of Education property taxes are accessed county wide except on property in the City of Valdosta where the Valdosta Board of Education accesses property taxes. Cities access property taxes on property within their geographic boundaries.

Source: Lowndes County Tax Commissioner

Lowndes County, Georgia  
Principle Tax Payers (Unaudited),  
Current Year and Ten Years Ago

<u>Taxpayer</u>	2020			<u>Taxpayer</u>	2010		
	<u>Taxable Assessed Value</u>	<u>Rank</u>	<u>Percentage of Total County Taxable Assessed Value</u>		<u>Taxable Assessed Value</u>	<u>Rank</u>	<u>Percentage of Total County Taxable Assessed Value</u>
Packaging Corporation of America	\$ 86,836,377	1	2.79%	Archers Daniels Midland	\$ 66,226,841	1	2.34%
Georgia Power Company	51,308,534	2	1.65%	Packaging Corporation of America	49,566,091	2	1.75%
Lowe's Distribution Center	35,772,267	3	1.15%	Lowe's Distribution Center	32,343,973	3	1.14%
Archer Daniels Midland	32,387,099	4	1.04%	South Georgia Pecan Company	14,148,140	4	0.50%
J M Smith Corporation	21,750,522	5	0.70%	Colquitt EMC	13,124,060	5	0.46%
Sabal Trail Transmission LLC	20,553,844	6	0.66%	Saft America	12,933,949	6	0.46%
Colquitt EMC	19,994,025	7	0.64%	Marelda Valdosta Mall LLC	12,217,283	7	0.43%
GF Valdosta Mall LLC	15,721,950	8	0.51%	Lowe's Home Centers, Inc	11,691,893	8	0.41%
Langdale Forest Products	14,161,959	9	0.46%	Bellsouth Telecommunications	10,714,247	9	0.38%
Ring Container Technologies LLC	10,240,000	10	0.33%	Langdale Forest Products	9,776,544	10	0.35%
All others	<u>2,801,087,292</u>		<u>90.07%</u>	All others	<u>2,597,990,951</u>		<u>91.78%</u>
Total	<u>\$ 3,109,813,869</u>		<u>100.00%</u>		<u>\$ 2,830,733,972</u>		<u>100.00%</u>

Source: Lowndes County Tax Commissioner

Lowndes County, Georgia  
Property Tax Levies and Collections (Unaudited),  
Last Ten Fiscal Years

Fiscal Year Ending <u>June 30,</u>	Taxes Levied for the <u>Fiscal Year</u>	Collected within the		Collections in Subsequent <u>Years</u>	Total Collections to Date	
		<u>Fiscal Year of the Levy</u>	Percentage of		<u>Amount</u>	Percentage of
		<u>Amount</u>	<u>Levy</u>		<u>Amount</u>	<u>Levy</u>
2011	20,450,742	19,655,203	96.11%	795,539	20,450,742	100.00%
2012	20,483,589	19,694,801	96.15%	788,788	20,483,589	100.00%
2013	20,961,479	20,204,435	96.39%	748,150	20,952,585	99.96%
2014	21,165,873	20,465,210	96.69%	691,824	21,157,034	99.96%
2015	24,098,793	23,286,760	96.63%	801,174	24,087,934	99.95%
2016	23,374,266	22,610,795	96.73%	746,002	23,356,797	99.93%
2017	26,917,189	26,057,511	96.81%	839,598	26,897,109	99.93%
2018	26,415,821	26,085,531	98.75%	281,648	26,367,179	99.82%
2019	26,747,019	25,934,765	96.96%	580,212	25,934,765	96.96%
2020	27,024,282	26,168,864	96.83%	-	26,168,864	96.83%

Source: Lowndes County Tax Commissioner

Lowndes County, Georgia  
Ratios of Outstanding Debt by Type (Unaudited),  
Last Ten Fiscal Years

<u>Fiscal Year</u>	<u>Governmental Activities</u>		<u>Business-Type Activities</u>			<u>Total Primary Government</u>	<u>Percentage of Personal Income</u>	<u>Per Capita</u>
	<u>Capital Leases</u>	<u>Bonds</u>	<u>Notes Payable</u>	<u>Capital Leases</u>	<u>Revenue Bonds</u>			
2011	235,000	35,092,351	-	-	9,981,119	45,308,470	1.37%	415
2012	112,600	26,771,567	-	-	9,439,199	36,323,366	1.02%	316
2013	69,700	18,686,139	-	-	9,576,467	28,332,306	0.76%	238
2014	53,300	9,597,013	-	-	8,897,058	18,547,371	0.51%	164
2015	36,900	8,716,852	1,144,071	-	8,159,655	18,057,478	0.51%	159
2016	20,500	7,808,529	1,285,219	440,198	7,411,869	16,966,315	0.45%	150
2017	592,460	6,884,109	1,053,522	223,605	6,644,203	15,397,899	0.36%	133
2018	441,270	5,948,630	830,796	-	5,864,112	13,084,808	0.28%	111
2019	294,180	4,995,827	830,624	-	5,071,563	11,192,194	0.28%	95
2020	147,090	4,030,019	694,890	-	4,266,604	9,138,603	0.18%	77

Notes: Details regarding the county's outstanding debt can be found in the notes to the financial statements.

Lowndes County, Georgia  
 Direct and Overlapping Governmental Activities Debt (Unaudited)  
 As of June 30, 2020

	<u>Debt Outstanding</u>	<u>Estimated Percentage Applicable</u>	<u>Estimated Share of Overlapping Debt</u>
<u>Governmental Unit</u>			
Debt repaid with property taxes			
Valdosta City School System	58,330,000	100%	58,330,000
Central Valdosta Development Authority	947,000	100%	947,000
Valdosta-Lowndes County Development Authority			<u>17,395,000</u>
Subtotal, overlapping debt			76,672,000
County direct debt			
Capital Lease			147,090
Bonds			<u>4,030,019</u>
Total County direct debt			<u>4,177,109</u>
Total direct and overlapping debt			<u>\$ 80,849,109</u>

Sources:

Each city government provided information for their respective city.

Note:

Overlapping governments are those that coincide with the geographic boundaries of the County. This schedule estimates the portion of outstanding debt of those overlapping governments that is borne by the residents and businesses of Lowndes County. The County government represents all taxpayers including those living in the cities and therefore 100% of the debt is estimated to be overlapping. This process recognizes that, when considering the government's ability to issue and repay long-term debt, the entire debt burden borne by the residents and businesses should be taken into account. However, this does not imply that every taxpayer is a resident, and therefore responsible for repaying the debt of each overlapping government.

Lowndes County, Georgia  
 Legal Debt Margin Information (Unaudited)  
 Last Ten Fiscal Years  
*(dollars in thousands)*

	<u>2011</u>	<u>2012</u>	<u>2013</u>	<u>2014</u>	<u>2015</u>
Debt limit	279,764	280,213	286,751	289,824	289,998
Total net debt applicable to limit *	<u>43,765</u>	<u>35,275</u>	<u>18,647</u>	<u>9,185</u>	<u>8,717</u>
Legal debt margin	<u>\$235,999</u>	<u>\$244,938</u>	<u>\$268,104</u>	<u>\$280,639</u>	<u>\$281,281</u>
Total net debt applicable to the limit as a percentage of debt limit	0%	0%	0%	0%	0%

\*-Net debt applicable to the limit has been adjusted for all years prior to FY2020 based on categories noted in the debt ratio schedule.

Legal Debt Margin Calculation for Fiscal Year 2020

Assessed value	\$ 3,109,814
Debt limitation (10% of assessed value)	310,981
Debt applicable to limitation:	
Total bonded debt	<u>4,030</u>
Legal debt margin	<u><u>\$ 306,951</u></u>

<u>2016</u>	<u>2017</u>	<u>2018</u>	<u>2019</u>	<u>2020</u>
299,516	299,946	294,359	306,809	310,981
<u>7,809</u>	<u>6,884</u>	<u>5,949</u>	<u>4,996</u>	<u>4,030</u>
<u>\$ 291,707</u>	<u>\$ 293,062</u>	<u>\$ 288,410</u>	<u>\$ 301,813</u>	<u>\$ 306,951</u>

0%            0%            0%            0%            0%

Lowndes County, Georgia  
Pledged-Revenue Coverage (Unaudited),  
Last Ten Fiscal Years

Water and Sewer Revenue Bonds 2005 (Refunded 2016)							
Fiscal Year	Operating Revenue	Less: Operating Expenses	Net Available Revenue	Debt Service		Total	Coverage
				Principle	Interest		
2011	\$5,281,592	\$2,703,922	\$2,577,670	\$510,000	\$460,488	\$ 970,488	2.66
2012	\$5,282,108	\$2,624,767	\$2,657,341	\$525,000	\$444,056	\$ 969,056	2.74
2013	\$4,938,717	\$2,969,218	\$1,969,499	\$570,000	\$495,158	\$1,065,158	1.85
2014	\$5,353,852	\$2,857,696	\$2,496,156	\$660,000	\$241,613	\$ 901,613	2.77
2015	\$5,661,873	\$3,285,323	\$2,376,550	\$685,000	\$217,213	\$ 902,213	2.63
2016	\$6,199,474	\$3,504,480	\$2,694,994	\$715,000	\$185,962	\$ 900,962	2.99
2017	\$7,291,559	\$3,418,989	\$3,872,570	\$735,000	\$160,900	\$ 895,900	4.32
2018	\$7,081,259	\$3,883,699	\$3,197,560	\$750,000	\$153,853	\$ 903,853	3.54
2019	\$7,434,631	\$5,280,530	\$2,154,101	\$765,000	\$136,786	\$ 901,786	2.39
2020	\$8,777,107	\$5,389,846	\$3,387,261	\$780,000	\$114,664	\$ 894,664	3.79

Notes:

Pledged revenues represent fees charged for water and sewer services.

Operating expenses do not include depreciation and interest expenses.

Details regarding the County's debt can be found in the notes to the financial statements.

Lowndes County, Georgia  
Demographic and Economic Statistics, (Unaudited),  
Last Ten Calendar Years

<u>Year</u>	<u>Population (1)</u>	<u>Personal Income</u>	<u>Per Capita Income (2)</u>		<u>Unemployment Rate (2)</u>	
			<u>County</u>	<u>State</u>	<u>County</u>	<u>State</u>
2011	109,233	3,306,264,444	30,268	34,800	9.2%	10.2%
2012	111,885	3,461,498,130	30,938	36,104	9.3%	9.8%
2013	114,552	3,561,765,336	31,093	36,869	8.3%	8.5%
2014	112,916	3,659,607,560	32,410	37,845	7.4%	7.7%
2015	113,563	3,755,187,721	33,067	38,980	7.3%	7.2%
2016	112,865	3,745,086,430	33,182	40,306	5.9%	5.9%
2017	113,898	4,195,318,932	36,834	49,347	5.1%	4.8%
2018	115,489	4,609,281,479	39,911	52,977	3.8%	4.1%
2019	117,406	4,859,434,340	41,390	55,679	3.9%	3.5%
2020	118,503	5,029,385,823	42,441	58,700	5.3%	5.6%

Source:

(1) U. S. Census Bureau

(2) State of Georgia Department of Labor

Lowndes County, Georgia  
Principle Employers (Unaudited),  
Current Year and Nine Years Ago

<u>Employer</u>	<u>2020</u>				<u>2010</u>		
	<u>Employees</u>	<u>Rank</u>	<u>Percentage of Total County Employment</u>		<u>Employees</u>	<u>Rank</u>	<u>Percentage of Total County Employment</u>
Moody Air Force Base	8,000	1	15.74%	Moody Air Force Base	6,100	1	12.35%
Valdosta State University	3,176	2	6.25%	South Georgia Medical Center	2,300	2	4.66%
South Georgia Medical Center	2,600	3	5.12%	Valdosta State University	2,280	3	4.62%
Lowndes County School System	1,428	4	2.81%	Lowndes County School System	1,279	4	2.59%
Valdosta City School System	1,103	5	2.17%	Valdosta City School System	950	5	1.92%
Lowe's Distribution Center	942	6	1.85%	Lowe's Distribution Center	900	6	1.82%
Fresh Beginnings	921	7	1.81%	Convergys Corp	850	7	1.72%
Wild Adventures	800	8	1.57%	City of Valdosta	659	8	1.33%
Wal Mart Supercenters	672	9	1.32%	Lowndes County	626	9	1.27%
City of Valdosta	648	10	1.27%	Fresh Beginnings	500	10	1.01%
Total Principle Employers	20,290		39.92%		16,444		33.29%
Other Employees	<u>30,536</u>		<u>60.08%</u>		<u>32,947</u>		<u>66.71%</u>
Total Employees	<u>50,826</u>		<u>100.00%</u>		<u>49,391</u>		<u>100.00%</u>

Sources: Valdosta-Lowndes Chamber of Commerce & Georgia Department of Labor

Lowndes County, Georgia  
 Full-time Equivalent County Government Employees by Function/Program (Unaudited),  
 Last Ten Fiscal Years

Function/Program	Full-time Equivalent Employees as of June 30,									
	<u>2011</u>	<u>2012</u>	<u>2013</u>	<u>2014</u>	<u>2015</u>	<u>2016</u>	<u>2017</u>	<u>2018</u>	<u>2019</u>	<u>2020</u>
<b>General Government</b>										
Legislative										
Board of Commissioners	4	4	6	6	6	6	6	6	6	6
County Clerk	3	3	3	4	4	3	3	3	3	3
County Manager	3	3	3	2	2	2	2	2	2	2
Board of Elections	15	14	14	10	10	10	10	10	10	10
Board of Assessors	24	24	23	24	24	24	24	22	22	22
Building Maintenance	20	20	21	25	25	25	25	21	20	20
Tax Commissioner	21	21	21	21	21	21	21	21	21	21
Administrative Services	17	17	17	18	19	19	20	19	19	20
Engineering	7	7	7	6	6	6	7	7	7	7
<b>Judicial</b>										
Clerk of Court	18	18	19	22	22	22	22	23	23	23
Probate Court	5	5	6	6	6	6	6	6	7	7
Juvenile Court	2	2	2	2	2	2	2	2	2	2
Magistrate Court	11	11	11	11	11	11	11	11	11	12
Superior Court	15	15	15	15	17	17	14	14	14	14
State Court	10	10	10	10	11	11	13	12	13	14
Alternative Dispute Resolution	-	-	-	-	-	-	-	1	1	1
Community Corrections	-	-	1	1	1	1	2	2	1	1
<b>Public Safety</b>										
Sheriff	240	240	240	237	237	237	238	452	237	233
Coroner	2	2	2	2	2	2	2	2	2	3
Probation	-	-	-	-	-	-	-	1	8	9
Animal Services	12	12	11	11	13	14	14	14	14	14
Emergency Management	1	1	1	1	1	1	1	1	1	1

Lowndes County, Georgia  
 Full-time Equivalent County Government Employees by Function/Program (Unaudited),  
 Last Ten Fiscal Years

<b>Public Works</b>										
Administration	6	6	6	6	6	6	6	6	6	6
Road Maintenance	36	36	39	39	39	39	38	38	38	38
Road Construction	8	9	9	9	9	9	9	9	9	9
<b>Auxiliary Accounts - Jail Commissary</b>	2	2	2	2	2	2	2	2	2	2
<b>Intergovernmental</b>										
Alternative Dispute Resolution	2	2	2	2	2	2	2	1	2	1
VOCA Grant - Solicitor	-	-	-	-	1	1	2	2	2	2
DUI Accountability Court Grant	-	-	-	-	-	-	-	-	-	1
LCSO - HEAT Grant	-	-	-	-	-	-	3	3	3	-
<b>County Jail Fund</b>	1	1	1	1	2	1	1	1	1	1
<b>Emergency Telephone System</b>	38	38	36	36	38	38	41	41	41	42
<b>Special Services Fund</b>										
Fire	19	19	19	20	20	20	20	20	17	17
Mosquito Control	1	1	1	1	1	1	1	1	1	1
County Planner	2	2	2	2	2	2	2	2	2	2
Code Enforcement	-	-	-	-	-	-	-	-	-	4
Zoning Administration	3	3	3	3	3	3	3	3	6	3
<b>Victim/Witness</b>	2	2	2	2	2	2	2	2	2	2
<b>Water and Sewer</b>	18	18	19	19	19	19	21	23	24	24
<b>Sanitation Fund</b>	17	17	15	-	-	-	-	-	-	-
<b>Landfill Fund</b>	-	-	-	-	-	-	-	-	-	2
<b>Equipment Maintenance</b>	8	8	9	9	9	9	9	9	9	9
<b>Total</b>	<u>607</u>	<u>594</u>	<u>594</u>	<u>584</u>	<u>589</u>	<u>594</u>	<u>602</u>	<u>815</u>	<u>609</u>	<u>611</u>

Source: County Budgets

Lowndes County, Georgia  
 Operating Indicators by Function/Program (Unaudited),  
 Last Ten Fiscal Years

Function/Program	Fiscal Year Ending June 30,									
	<u>2011</u>	<u>2012</u>	<u>2013</u>	<u>2014</u>	<u>2015</u>	<u>2016</u>	<u>2017</u>	<u>2018</u>	<u>2019</u>	<u>2020</u>
<b>Courts</b>										
Cases filed:										
Superior Court - Civil	3,238	3,425	3,012	2,470	2,408	2,299	2,100	2,008	2,426	1,846
Superior Court - Criminal	3,907	3,929	3,361	3,287	3,915	5,384	4,710	1,005	4,434	4,757
State Court - Civil	1,019	832	547	649	490	585	539	481	630	600
State Court - Criminal	18,589	19,135	18,080	10,870	18,933	17,906	22,359	32,240	17,887	1,400
Juvenile Court	1,444	1,026	1,015	951	1,092	960	1,166	1,030	832	682
<b>Sheriff</b>										
Inmate bookings	9,340	10,185	9,503	9,115	8,442	8,080	9,024	7,449	7,592	7,102
Average daily jail population	670	734	653	675	622	654	625	608	585	630
Subpoenas served	14,040	15,677	12,154	11,831	11,815	10,195	11,331	11,568	11,117	1,442
Civil papers served	3,719	3,634	2,908	2,659	2,408	2,145	1,964	1,961	766	-
Jury summons	470	479	485	724	595	592	619	651	1,881	209
<b>Fire Protection Services</b>										
Emergency responses	2,653	2,829	3,548	3,086	3,079	2,630	2,286	2,319	1,509	2,073
Fires extinguished	999	335	468	266	581	288	371	450	369	306
<b>Emergency Telephone System</b>										
911 calls	96,420	98,587	97,599	98,480	102,508	106,796	98,853	97,018	94,838	95,944
<b>Public Works</b>										
New paving (miles)	-	-	3	4	2	2	3	2	8	4
<b>Sanitation</b>										
Refuse collected (tons per day)	27	34	32	-	-	-	-	-	-	-
<b>Water</b>										
Average daily consumption (thousands of gallons)	1,943	2,000	1,943	1,939	2,062	4,555	6,739	6,066	3,167	2,505
<b>Sewer</b>										
Average daily sewage treatment (thousands of gallons)	1,530	970	1,057	1,190	1,892	1,604	1,616	1,830	1,900	2,017

Source: County Department Heads

Lowndes County, Georgia  
 Capital Assets Statistics by Function/Program (Unaudited),  
 Last Ten Fiscal Years

Function/Program	Fiscal Year Ending June 30,									
	<u>2011</u>	<u>2012</u>	<u>2013</u>	<u>2014</u>	<u>2015</u>	<u>2016</u>	<u>2017</u>	<u>2018</u>	<u>2019</u>	<u>2020</u>
Sheriff										
Vehicles	235	240	263	263	233	195	190	220	262	218
Fire Protection Services										
Fire stations	18	18	18	18	18	18	18	18	18	18
Vehicles	56	56	56	56	56	59	55	55	45	43
Pumpers	18	18	19	19	19	24	20	20	23	23
Public Works										
Streets (miles) paved	447	487	490	494	496	505	508	510	518	522
Streets (miles) dirt	336	321	320	315	314	306	300	298	292	289
Traffic signals	2	3	3	3	5	5	5	5	6	6
Sanitation										
Collection sites	6	6	-	-	-	-	-	-	-	-
Water										
Water mains (miles)	190	191	192	192	192	198	200	203	206	211
Fire hydrants	1,408	1,420	1,420	1,420	1,420	1,475	1,489	1,496	1,501	1,550
Storage capacity (thousands of gallons)	3,680	3,680	3,680	3,680	3,680	3,680	3,680	3,680	3,680	3,680
Sewer										
Sanitary sewers (miles)	200	201	202	202	202	206	210	212	214	216
Treatment capacity (thousands of gallons)	2,500	2,500	2,500	2,500	2,500	2,500	2,500	2,500	2,500	2,500
Transit minibuses	5	5	5	5	5	5	5	5	5	5

Source: County Department Heads

---

---

**SPECIAL REPORTS SECTION**

---

---

LOWNDES COUNTY, GEORGIA  
SPECIAL SALES TAX VII  
SCHEDULE OF PROJECTS CONSTRUCTED  
WITH SPECIAL SALES TAX PROCEEDS  
Year Ended June 30, 2020

	Original Estimated Cost	Current Estimated Cost	Prior Years	Current Year	Total	Estimated Percentage of Completion
Roads, Streets and Bridge Improvements	\$ 25,000,000	\$ 20,981,116	\$ 18,449,198	\$ 1,518,604	\$ 19,967,802	95.17%
Road, Street and Bridge Equipment	1,838,000	1,305,892	625,927	58,334	684,261	52.40%
Water & Sewer System Improvements and Equipment	17,410,500	13,792,076	8,793,132	1,843,106	10,636,238	77.12%
Law Enforcement Vehicles and Evidence Storage Facilities	1,500,000	1,253,401	1,207,294	46,107	1,253,401	100.00%
Firefighting Facilities and Vehicles	3,000,000	2,376,510	1,445,894	414,305	1,860,199	78.27%
9-1-1 Center Improvements	984,500	904,487	894,860	9,627	904,487	100.00%
Public Safety Radio System	4,500,000	3,283,500	3,283,500	-	3,283,500	100.00%
Parks and Recreation Facilities	3,500,000	4,436,324	1,587,433	2,848,891	4,436,324	100.00%
Animal Shelter Addition and Improvements	800,000	800,000	13,913	14,450	28,363	3.55%
Civic Center Improvements	150,000	175,878	175,878	-	175,878	100.00%
Historic Courthouse Improvements	2,000,000	2,000,000	64,001	163,895	227,896	11.39%
Library Improvements and Equipment	1,582,000	1,621,076	1,621,076	-	1,621,076	100.00%
Airport Improvements	150,000	150,000	138,534	11,346	149,880	99.92%
City of Dasher	1,245,000	1,055,723	955,524	100,199	1,055,723	100.00%
City of Hahira	3,765,000	3,192,611	2,889,599	303,012	3,192,611	100.00%
City of Remerton	1,545,000	1,310,120	1,185,776	124,344	1,310,120	100.00%
City of Lake Park	1,005,000	852,205	771,322	80,883	852,205	100.00%
City of Valdosta	80,025,000	67,858,873	61,418,352	6,440,521	67,858,873	100.00%
Totals	<u>\$ 150,000,000</u>	<u>\$ 127,349,792</u>	<u>\$ 105,521,213</u>	<u>\$ 13,977,624</u>	<u>\$ 119,498,837</u>	

See independent auditor's report.

LOWNDES COUNTY, GEORGIA  
SPECIAL SALES TAX VIII  
SCHEDULE OF PROJECTS CONSTRUCTED  
WITH SPECIAL SALES TAX PROCEEDS  
Year Ended June 30, 2020

	Original Estimated Cost	Current Estimated Cost	Prior Years	Current Year	Total	Estimated Percentage of Completion
Roads, Streets and Bridge Improvements	\$ 2,500,000	\$ 2,500,000	\$ -	\$ 15,715	\$ 15,715	0.63%
Road, Street and Bridge Equipment	1,500,000	1,500,000	-	-	-	0.00%
Water & Sewer System Improvements and Equipment	23,000,000	23,000,000	-	73,867	73,867	0.32%
Record Storage Facility	375,000	375,000	-	-	-	0.00%
Law Enforcement Vehicles and Evidence Storage Facilities	3,000,000	3,000,000	-	134,520	134,520	4.48%
Parks and Recreation Facilities	13,274,932	13,274,932	-	72,828	72,828	0.55%
Airport Improvements	2,000,000	2,000,000	-	8,044	8,044	0.40%
9-1-1 Center Improvements	350,000	350,000	-	543	543	0.16%
Health Department Facilities	250,000	250,000	-	-	-	0.00%
Animal Shelter Addition and Improvements	3,000,000	3,000,000	-	-	-	0.00%
Clyattville Community Center	300,000	300,000	-	-	-	0.00%
Senior Center Equipment and Facilities	2,500,000	2,500,000	-	-	-	0.00%
EMS Facilities and Equipment	550,000	550,000	-	-	-	0.00%
Historic Carnegies Library Facilities	150,000	150,000	-	320	320	0.21%
Library Improvements and Equipment	175,000	175,000	-	-	-	0.00%
Historic Courthouse Improvements	9,000,000	9,000,000	-	-	-	0.00%
City of Dasher	1,156,593	1,156,593	-	95,524	95,524	8.26%
City of Hahira	3,445,586	3,445,586	-	285,461	285,461	8.28%
City of Remerton	1,253,359	1,253,359	-	104,410	104,410	8.33%
City of Lake Park	1,217,648	1,217,648	-	101,078	101,078	8.30%
City of Valdosta	65,001,883	65,001,883	-	5,388,208	5,388,208	8.29%
Totals	\$ 134,000,001	\$ 134,000,001	\$ -	\$ 6,280,518	\$ 6,280,518	

See independent auditor's report.

SOURCE and APPLICATION OF FUNDS SCHEDULE  
Community Development Block Grant

Lowndes County, Georgia

19q-y-092-1-6102

For the Period Ending: June 30, 2020  
*Cumulative*

I. Total Fiscal Year 2019 CDBG Funds Awarded to Recipient:	\$ <u>750,000</u>
II. Total Amount of Drawdown by Recipient from DCA:	\$ 624,920
III. Less: CDBG Funds Expended by Recipient:	\$ <u>624,920</u>
IV. Amount of Fiscal Year 2019 CDBG Funds held by Recipient:	\$ <u><u>-</u></u>

COMMUNITY DEVELOPMENT BLOCK GRANT PROGRAM  
PROJECT COST SCHEDULE

Recipient: Lowndes County, Georgia

Grant #: 19q-y-092-1-6102

For the Period Ending: June 30, 2020

Program Activity	CDBG Activity Number	Latest Approved Budget	Accumulative CDBG Expenditures To Date	Accumulative Expenditures To Date (Other Funds)	Grand Total of Expenditures To Date	Questioned Costs
Public Facilities and Improvement	E-17B-00	\$ 652,690	\$ 562,961	\$ -	\$ 562,961	\$ -
Infrastructure Development	T-17B-00	\$ 52,310	\$ 46,959	\$ -	\$ 46,959	\$ -
Administration	A-21A-00	\$ 45,000	\$ 15,000	\$ -	\$ 15,000	\$ -
TOTAL		<u>\$ 750,000</u>	<u>\$ 624,920</u>	<u>\$ -</u>	<u>\$ 624,920</u>	<u>\$ -</u>

LOWNDES COUNTY, GEORGIA  
 SCHEDULE OF STATE CONTRACTUAL ASSISTANCE  
 Year Ended June 30, 2020

	<u>Contract Number</u>	<u>Revenue</u>	<u>Expenditures</u>	<u>Due (To) From State</u>
Passed through the Georgia Department of Community Affairs CDBG Grant	19q-y092-1-6102	\$ 624,920	\$ 624,920	\$ -
Passed through the Georgia Department of Transportation ARRA Public Transportation Assistance	T006361	184,357	184,357	-
ARRA Public Transportation Assistance	T006361	22,987	22,987	-
Passed through the Georgia Environmental Finance Authority Capitalization Grants for Clean Water	CW2018001	155,236	155,236	-
Passed through the Georgia Secretary of State Election Grant	N/A	8,459	8,459	-
Passed through the Georgia Emergency Management Agency Emergency Management Performance Grant	OEM18-094	32,770	32,770	-
Homeland Security Grant	2018-SS-00067-S01	241	241	-
Homeland Security Grant	2019-SS-00072-S01	9,303	9,303	-
Passed through the Prosecuting Attorney's Council of Georgia VOCA Solicitor	C17-8-171	51,646	51,646	-
VOCA Solicitor	C18-8-264	73,978	73,978	-
VAWA Solicitor	W19-8-024	24,669	24,669	-
VAWA Solicitor	W18-8-040	26,020	26,020	-
Passed through the Criminal Justice Coordinating Council Juvenile Justice Incentive Grant	Y20-8-021	226,602	226,602	-
Accountability Court Grant	A20-8-017	119,321	119,321	-
Accountability Court Grant	J20-8-033	<u>173,537</u>	<u>173,537</u>	<u>-</u>
Total		<u>\$ 1,734,046</u>	<u>\$ 1,734,046</u>	<u>\$ -</u>

See independent auditor's report.

LOWNDES COUNTY, GEORGIA  
 SCHEDULE OF EXPENDITURES OF FEDERAL AWARDS  
 Year Ended June 30, 2020

	<u>Federal CFDA Number</u>	<u>Pass Through Grantor Number</u>	<u>Federal Expenditures</u>	<u>Passed Through to Subrecipients</u>
<b>Department of Housing &amp; Urban Development</b>				
Passed through the Georgia Department of Community Affairs				
CDBG Grant	14.228	19q-y-092-1-6102	\$ 624,920	\$ -
<b>Total Department of Housing &amp; Urban Development</b>			<u>624,920</u>	<u>-</u>
<b>Department of Justice</b>				
Passed through the Criminal Justice Coordinating Council				
Equitable Sharing Program	16.922	N/A	71,967	-
			<u>71,967</u>	<u>-</u>
Passed through the Criminal Justice Coordinating Council				
Juvenile Justice Incentive Grant	16.523	Y20-8-021	226,602	-
			<u>226,602</u>	<u>-</u>
Passed through the Prosecuting Attorney's Council of Georgia				
VOCA Solicitor	16.575	C17-8-171	51,646	-
VOCA Solicitor	16.575	C18-8-264	73,978	-
VAWA Solicitor	16.575	W19-8-024	24,669	-
VAWA Solicitor	16.575	W18-8-040	26,020	-
			<u>176,313</u>	<u>-</u>
Passed through the Criminal Justice Coordinating Council				
Accountability Court Grant	16.803	A20-8-017	119,321	-
Accountability Court Grant	16.803	J20-8-033	173,537	-
			<u>292,858</u>	<u>-</u>
<b>Total Department of Justice</b>			<u>767,740</u>	<u>-</u>
<b>Department of Transportation</b>				
Passed through the Georgia Department of Transportation				
ARRA Public Transportation Assistance	20.509	T006361	184,357	-
ARRA Public Transportation Assistance	20.509	T006361	22,987	-
<b>Total Department of Transportation</b>			<u>207,344</u>	<u>-</u>

See independent auditor's report.

LOWNDES COUNTY, GEORGIA  
 SCHEDULE OF EXPENDITURES OF FEDERAL AWARDS - CONTINUED  
 Year Ended June 30, 2020

	<u>Federal CFDA Number</u>	<u>Pass Through Grantor Number</u>	<u>Federal Expenditures</u>	<u>Passed Through to Subrecipients</u>
<b>Department of Environmental Protection</b>				
Passed through the Georgia				
Environmental Finance Authority				
Capitalization Grants for Clean Water	66.458	CW2018001	155,236	-
<b>Total Department of Environmental Protection</b>			<u>155,236</u>	<u>-</u>
<b>Department of Homeland Security</b>				
Passed through the Georgia				
Emergency Management Agency				
Emergency Management Performance Grant	97.042	OEM19-094	32,770	-
			<u>32,770</u>	<u>-</u>
Homeland Security Grant	97.067	2018-SS-00067-S01	241	-
Homeland Security Grant	97.067	2019-SS-00072-S01	9,303	-
			<u>9,544</u>	<u>-</u>
<b>Total Department of Homeland Security</b>			<u>42,314</u>	<u>-</u>
Total			<u>\$ 1,797,554</u>	<u>\$ -</u>

See independent auditor's report.

LOWNDES COUNTY, GEORGIA  
NOTES TO THE SCHEDULE OF EXPENDITURES  
OF FEDERAL AWARDS  
FOR THE YEAR ENDED JUNE 30, 2020

NOTE 1. BASIS OF PREPARATION

The accompanying Schedule of Expenditures of Federal Awards includes the federal grant activity of Lowndes County, Georgia (the "County"), and is presented on the modified accrual basis of accounting.

The information in this schedule is presented in accordance with the requirements of Title 2 U.S. Code of Federal Regulations (CFR) Part 200, Uniform Administrative Requirements, Cost Principles, and Audit Requirements for Federal Awards. Therefore, some amounts presented in the schedule may differ from amounts presented in, or used in the preparation of, the basic financial statements.

NOTE 2. DE MINIMIS INDIRECT COST RATE

The County chose not to use the ten percent de minimis cost rate for the year ending June 30, 2020.

NOTE 3. NON-CASH AWARDS

The County did not receive non-cash federal awards during the year ending June 30, 2020.



# Henderson & Godbee, LLP

Certified Public Accountants and Business Consultants

Members of American Institute of Certified Public Accountants • Georgia Society of Certified Public Accountants

---

## INDEPENDENT AUDITOR'S REPORT ON INTERNAL CONTROL OVER FINANCIAL REPORTING AND ON COMPLIANCE AND OTHER MATTERS BASED ON AN AUDIT OF FINANCIAL STATEMENTS PERFORMED IN ACCORDANCE WITH *GOVERNMENT AUDITING STANDARDS*

To the Board of Commissioners  
Lowndes County, Georgia

We have audited, in accordance with the auditing standards generally accepted in the United States of America and the standards applicable to financial audits contained in *Government Auditing Standards* issued by the Comptroller General of the United States, the financial statements of the governmental activities, the business-type activities, each major fund, the aggregate discretely presented component units and the aggregate remaining fund information of Lowndes County, Georgia, as of and for the year ended June 30, 2020, and the related notes to the financial statements, which collectively comprise the Lowndes County, Georgia's basic financial statements, and have issued our report thereon dated March 12, 2021. Our report included a reference to component auditors who audited the financial statements of the Lowndes County Board of Health and the Valdosta-Lowndes County Parks and Recreation Authority as described in our report on Lowndes County, Georgia's financial statements. This report does not include the results of the other auditor's testing of internal control over financial reporting or compliance and other matters that are reported on separately by those auditors.

### Internal Control over Financial Reporting

In planning and performing our audit of the financial statements, we considered the Lowndes County, Georgia's internal control over financial reporting (internal control) to determine the audit procedures that are appropriate in the circumstances for the purpose of expressing our opinions on the financial statements, but not for the purpose of expressing an opinion on the effectiveness of the Lowndes County, Georgia's internal control. Accordingly, we do not express an opinion on the effectiveness of the Lowndes County, Georgia's internal control.

A *deficiency in internal control* exists when the design or operation of a control does not allow management or employees, in the normal course of performing their assigned functions, to prevent, or detect and correct, misstatements on a timely basis. A *material weakness* is a deficiency, or a combination of deficiencies, in internal control, such that there is a reasonable possibility that a material misstatement of the entity's financial statements will not be prevented, or detected and corrected on a timely basis. A *significant deficiency* is a deficiency, or a combination of deficiencies, in internal control that is less severe than a material weakness, yet important enough to merit attention by those charged with governance.

Our consideration of internal control was for the limited purpose described in the first paragraph of this section and was not designed to identify all deficiencies in internal control that might be material weaknesses or, significant deficiencies. Given these limitations, during our audit we did not identify any deficiencies in internal control that we consider to be material weaknesses. However, material weaknesses may exist that have not been identified.

## **Compliance and Other Matters**

As part of obtaining reasonable assurance about whether the Lowndes County, Georgia's financial statements are free from material misstatement, we performed tests of its compliance with certain provisions of laws, regulations, contracts, and grant agreements, noncompliance with which could have a direct and material effect on the determination of financial statement amounts. However, providing an opinion on compliance with those provisions was not an objective of our audit, and accordingly, we do not express such an opinion. The results of our tests disclosed no instances of noncompliance or other matters that are required to be reported under *Government Auditing Standards*.

## **Purpose of this Report**

The purpose of this report is solely to describe the scope of our testing of internal control and compliance and the results of that testing, and not to provide an opinion on the effectiveness of the entity's internal control or on compliance. This report is an integral part of an audit performed in accordance with *Government Auditing Standards* in considering the entity's internal control and compliance. Accordingly, this communication is not suitable for any other purpose.



Henderson & Godbee, LLP  
Certified Public Accountants  
Valdosta, Georgia

March 12, 2021



# Henderson & Godbee, LLP

Certified Public Accountants and Business Consultants

Members of American Institute of Certified Public Accountants • Georgia Society of Certified Public Accountants

---

## INDEPENDENT AUDITOR'S REPORT ON COMPLIANCE FOR EACH MAJOR PROGRAM AND ON INTERNAL CONTROL OVER COMPLIANCE REQUIRED BY THE UNIFORM GUIDANCE

To the Board of Commissioners  
Lowndes County, Georgia

### **Report on Compliance for Each Major Federal Program**

We have audited the Lowndes County, Georgia's compliance with the types of compliance requirements described in the *OMB Compliance Supplement* that could have a direct and material effect on each of the Lowndes County, Georgia's major federal programs for the year ended June 30, 2020. The Lowndes County, Georgia's major federal programs are identified in the summary of auditor's results section of the accompanying schedule of findings and questioned costs.

Lowndes County, Georgia's basic financial statements include the operations of the Lowndes County Board of Health, which received \$7,858,329 in federal awards that is not included in the schedule during the year ended June 30, 2020. Our audit, described below, did not include the operations of Lowndes County Board of Health because the component unit engaged other auditors to perform an audit in accordance with Uniform Guidance.

### ***Management's Responsibility***

Management is responsible for compliance with the requirements of laws, regulations, contracts, and grants applicable to its federal programs.

### ***Auditor's Responsibility***

Our responsibility is to express an opinion on compliance for each of the Lowndes County, Georgia's major federal programs based on our audit of the types of compliance requirements referred to above. We conducted our audit of compliance in accordance with auditing standards generally accepted in the United States of America; the standards applicable to financial audits contained in *Government Auditing Standards*, issued by the Comptroller General of the United States; and the audit requirements of Title 2 U.S. *Code of Federal Regulations* Part 200, *Uniform Administrative Requirements, Cost Principles, and Audit Requirements for Federal Awards* (Uniform Guidance). Those standards and the Uniform Guidance require that we plan and perform the audit to obtain reasonable assurance about whether noncompliance with the types of compliance requirements referred to above that could have a direct and material effect on a major federal program occurred. An audit includes examining, on a test basis, evidence about the Lowndes County, Georgia's compliance with those requirements and performing such other procedures as we considered necessary in the circumstances.

We believe that our audit provides a reasonable basis for our opinion on compliance for each major federal program. However, our audit does not provide a legal determination of the Lowndes County, Georgia's compliance.

### ***Opinion on Each Major Federal Program***

In our opinion, the Lowndes County, Georgia, complied, in all material respects, with the types of compliance requirements referred to above that could have a direct and material effect on each of its major federal programs for the year ended June 30, 2020.

### **Report on Internal Control over Compliance**

Management of the Lowndes County, Georgia, is responsible for establishing and maintaining effective internal control over compliance with the types of compliance requirements referred to above. In planning and performing our audit of compliance, we considered the Lowndes County, Georgia's internal control over compliance with the types of requirements that could have a direct and material effect on each major federal program to determine the auditing procedures that are appropriate in the circumstances for the purpose of expressing an opinion on compliance for each major federal program and to test and report on internal control over compliance in accordance with the Uniform Guidance, but not for the purpose of expressing an opinion on the effectiveness of internal control over compliance. Accordingly, we do not express an opinion on the effectiveness of the Lowndes County, Georgia's internal control over compliance.

*A deficiency in internal control over compliance* exists when the design or operation of a control over compliance does not allow management or employees, in the normal course of performing their assigned functions, to prevent, or detect and correct, noncompliance with a type of compliance requirement of a federal program on a timely basis. *A material weakness in internal control over compliance* is a deficiency, or combination of deficiencies, in internal control over compliance, such that there is a reasonable possibility that material noncompliance with a type of compliance requirement of a federal program will not be prevented, or detected and corrected, on a timely basis. *A significant deficiency in internal control over compliance* is a deficiency, or a combination of deficiencies, in internal control over compliance with a type of compliance requirement of a federal program that is less severe than a material weakness in internal control over compliance, yet important enough to merit attention by those charged with governance.

Our consideration of internal control over compliance was for the limited purpose described in the first paragraph of this section and was not designed to identify all deficiencies in internal control over compliance that might be material weaknesses or significant deficiencies. We did not identify any deficiencies in internal control over compliance that we consider to be material weaknesses. However, material weaknesses may exist that have not been identified.

The purpose of this report on internal control over compliance is solely to describe the scope of our testing of internal control over compliance and the results of that testing based on the requirements of the Uniform Guidance. Accordingly, this report is not suitable for any other purpose.



Henderson & Godbee, LLP  
Certified Public Accountants  
Valdosta, Georgia

March 12, 2021



Lowndes County, Georgia  
Certificate of 9-1-1 Expenditures  
For the Year Ended June 30, 2020

Line No.	O.C.G.A. Reference:	
1	Indicate UCOA Fund Type Used to Account for 9-1-1 Activity (choose one):	
	<u>  X  </u> Special Revenue Fund <u>      </u> Enterprise Fund	
	Expenditures (UCOA Activity 3800)	
2	Wireless service supplier cost recovery charges (identify each supplier individually on lines below - attach list, if necessary)	46-5-134(e)
	_____	\$ _____
	_____	\$ _____
	_____	\$ _____
3	Emergency telephone equipment, including necessary computer hardware, software, and data base provisioning, addressing, and nonrecurring costs of establishing a 9-1-1 system:	
3a	Lease costs	46-5-134(f)(1)(A) \$ _____
3b	Purchase costs	46-5-134(f)(1)(A) \$ _____
3c	Maintenance costs	46-5-134(f)(1)(A) \$ _____
4	Rates associated with the service suppliers 9-1-1 service and other service suppliers recurring charges	46-5-134(f)(1)(B) \$ _____
5	Employees hired by the local government solely for the operation and maintenance of the emergency 9-1-1 system and employees who work as directors as defined in O.C.G.A. §46-5-138.2	
5a	Salaries and wages	46-5-134(f)(1)(C) \$ <u>1,747,354</u>
5b	Employee benefits	46-5-134(f)(1)(C) \$ <u>860,074</u>
6	Cost of training of employees who work as dispatchers or directors	46-5-134(f)(1)(D) \$ <u>4,408</u>
7	Office supplies of the public safety answering points used directly in providing emergency 9-1-1 system services	46-5-134(f)(1)(E) \$ <u>5,561</u>
8	Building used as a public safety answering point:	
8a	Lease costs	46-5-134(f)(1)(F) \$ _____
8b	Purchase costs	46-5-134(f)(1)(F) \$ _____
9	Computer hardware and software used at a public safety answering point, including computer assisted dispatch systems and automatic vehicle location systems:	
9a	Lease costs	46-5-134(f)(1)(G) \$ _____
9b	Purchase costs	46-5-134(f)(1)(G) \$ _____
9c	Maintenance costs	46-5-134(f)(1)(G) \$ _____

Lowndes County, Georgia  
Certificate of 9-1-1 Expenditures  
For the Year Ended June 30, 2020

10	Supplies directly related to providing emergency 9-1-1 system services, including the cost of printing emergency 9-1-1 public education materials	46-5-134(f)(1)(H)	\$ <u>                    </u>
11	Logging recorders used at a public safety answering point to record telephone and radio traffic:		
11a	Lease costs	46-5-134(f)(1)(I)	\$ <u>                    </u>
11b	Purchase costs	46-5-134(f)(1)(I)	\$ <u>                    </u>
11c	Maintenance costs	46-5-134(f)(1)(I)	\$ <u>                    </u>
12	Insurance purchased to insure against risks and liability in the operation and maintenance of the 9-1-1 system on behalf of the local government or on behalf of employees hired by the local government solely for the operation and maintenance of the 9-1-1 system and employees who work as directors	46-5-134(f)(2)(B)(i)	\$ <u>                    </u>
13	Mobile communications vehicle and equipment, if the primary purpose and designation of such vehicle is to function as a backup 9-1-1 system center		
13a	Lease costs	46-5-134(f)(2)(B)(ii)	\$ <u>                    </u>
13b	Purchase costs	46-5-134(f)(2)(B)(ii)	\$ <u>                    </u>
13c	Maintenance costs	46-5-134(f)(2)(B)(ii)	\$ <u>                    </u>
14	Allocation of indirect costs associated with supporting the 9-1-1 system center and operations as identified and outlined in an indirect cost allocation plan approved by the local governing authority that is consistent with the costs allocated within the local government to both governmental and business-type activities	46-5-134(f)(2)(B)(iii)	\$ <u>          160,000</u>
15	Mobile public safety voice and data equipment, geo-targeted test messaging alert systems, or towers necessary to carry out the function of 9-1-1 system operations		
15a	Lease costs	46-5-134(f)(2)(B)(iv)	\$ <u>                    </u>
15b	Purchase costs	46-5-134(f)(2)(B)(iv)	\$ <u>                    </u>
15c	Maintenance costs	46-5-134(f)(2)(B)(iv)	\$ <u>                    </u>
16	Public safety voice and data communications systems located in the 9-1-1 system facility that further the legislative intent of providing the highest level of emergency response service on a local, regional, and state-wide basis, including equipment and associated hardware and software that supports the use of public safety wireless voice and data communication systems		
16a	Lease costs	46-5-134(f)(2)(B)(v)	\$ <u>          250,046</u>
16b	Purchase costs	46-5-134(f)(2)(B)(v)	\$ <u>          86,355</u>
16c	Maintenance costs	46-5-134(f)(2)(B)(v)	\$ <u>              643</u>

Lowndes County, Georgia  
 Certificate of 9-1-1 Expenditures  
 For the Year Ended June 30, 2020

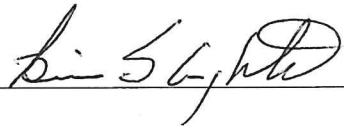
17 Other expenditures not included in Lines 2 through 16 above.  
 Identify by object and purpose.

<u>Dues and subscriptions</u>	\$ <u>1,433</u>
<u>Contract Services</u>	\$ <u>697,082</u>
<u>Utilities</u>	\$ <u>52,383</u>
<u>Facilities maintenance</u>	\$ <u>9,866</u>
<u> </u>	\$ <u> </u>
<u> </u>	\$ <u> </u>
<u> </u>	\$ <u> </u>
<u> </u>	\$ <u> </u>

18 Total Expenditures (total of all amounts reported on Lines 2 through 17 above) \$ 3,875,205


**Certification of Local Government Officials**

I have reviewed the information presented in this report and certify that it is accurate and correct. I further certify that the 9-1-1 funds were expended in compliance with the expenditure requirements specified in the Official Code of Georgia Annotated (OCGA), Section 46-5-134. I understand that, in accordance with OCGA Section 46-5-134(m)(2), any local government which makes expenditures not in compliance with this Code section may be held liable for pro rata reimbursement to telephone and wireless telecommunications subscribers of amounts improperly expended. Further, the noncompliant local government shall be solely financially responsible for the reimbursement and for any costs associated with the reimbursement. Such reimbursement shall be accomplished by the service providers abating the imposition of the 9-1-1 charges and 9-1-1 wireless enhanced charges until such abatement equals the total amount of the rebate.

Signature of Chief Elected Official  Date 03/12/21

Print Name of Chief Elected Official Bill Slaughter

Title of Chief Elected Official Chairman Board of Commissioners

Signature of Chief Financial Officer  Date 03/12/21

Print Name of Chief Financial Officer Stephanie Black